

TRAVELS NOW AND THEN

© Christopher Earls Brennan

AUSTRALIA 2011



E-Ticket Itinerary & Receipt



Your Booking Reference

5YJQ4S



Important Information

- This is your E-Ticket Itinerary & Receipt. You must bring it with you to the airport for check-in, and it is recommended you retain a copy for your records.
- Each passenger travelling needs a printed copy of this document for immigration, customs, airport security checks and duty free purchases.
- Please familiarise yourself with the key Conditions of Carriage and other information attached.
- For travel to the USA under the Visa Waiver Program you must obtain an electronic authorisation through the [Electronic System for Travel Authorisation website](#) before you board your flight.

Passenger Ticket Information

Passenger Name	Frequent Flyer No.	Ticket No.	Issued	Ticket Total*
Dr Christopher Brennan	AAHJL7276	081-2400574245	24 Jan 11	1,312.64
Mrs Barbara Brennan	AA2CN7832	081-2400574244	24 Jan 11	1,312.64
Ticket Total for all passengers*				2,625.28

\*All amounts are displayed in US Dollar (USD)

Your Itinerary

Date	Flight Number	Departing	Arriving	Status	Flight Information
22 Feb 11	QF12	Los Angeles 2225, 10:25PM Terminal B	Sydney 0825, 8:25AM 24 Feb 11 Terminal 1	Economy Confirmed	Est journey Time: 15:00 Non-Stop Aircraft Type: Airbus Industrie A380
24 Feb 11	QF581	Sydney 1010, 10:10AM Terminal 3	Perth 1200, 12:00PM 24 Feb 11 Terminal 2	Economy Confirmed	Est journey Time: 04:50 Non-Stop Aircraft Type: Airbus Industrie A330

Your Receipt Details

Ticket Charges	Charges*	GST*	Total*
Fare	2,354.00		
Fees/Taxes/Charges	271.28		
Total Amount Payable*	2,625.28	0.00	2,625.28

\* All amounts are displayed in US Dollar (USD)

Payment Details

Date	Payment Type	Reference	Amount*
24 Jan 11	Visa	xxxx-xxxx-xxxx-2303	2,625.28

This may appear as multiple transactions on your credit card statement

Tax Information

GST does not apply to international travel.  
No tax invoice will be issued.

Issued by  
Qantas Airways

Flying With Us



Before You Travel

- Each passenger must carry a printed copy of this document when travelling.
- Have necessary visas and the minimum passport validity required for the countries you are visiting.
- Label your bags inside and out with your name, address and contact number at your destination.
- Carry-on baggage and checked baggage allowances and restrictions apply.



Getting Away On Time

- Ensure you are at the airport with enough time to complete necessary check-in, security screening and, for international flights, customs/immigration and duty free.
- Familiarise yourself with our recommended check-in and boarding times in the Travel Information below.



Check-in

- Visit [qantas.com/checkin](#) to choose the check-in option best for you.

Fare Restrictions - Refer to the applicable fare rules as special conditions may apply

Fees: Fees may apply to some booking changes, ticket reissues and consultant-assisted services. Details are available at [qantas.com](#).

Qantas Airways Limited ABN 16 009 661 901 Qantas Airways Limited, 203 Coward St. Mascot, NSW 2020, Australia  
[qantas.com](#)



Visa Appl. #  
CEB: 15009980  
B # : 15009987

**THE WOODS MEDICAL CENTRE (Skin Cancer Clinic and General Practice)**  
80 A Rosewood Avenue  
Woodlands 6018  
Phone: 08 92043900  
Fax: 0892043933

**Tax Invoice**

ABN Number: 28 771 385 069  
  
Receipt Number: 12942  
Receipt Date: 15/03/2011  
For invoice number: 23834  
**Received From:**

**Mr Christopher Brennen**  
C/ 35 Queenscliffe Road  
Doubleview, 6018

**For Professional Services rendered by:**  
**Dr Nasso G Theodosiadis**  
**MBBS**  
**Provider No: 0335478X**

Date	MBS Item	Description	Fee	Amount paid
15/03/2011	23	Item 23 Surgery consultation, Level B	65.00	65.00
Total (this invoice):				65.00
GST Included:				0.00
Previous balance:				0.00
Amount paid:				65.00
Balance due (this invoice):				0.00
Outstanding:				0.00



c/o Kim Shreeve  
35 Queenscliffe Road  
Doubleview, WA 6018  
Australia  
Mar.30, 2011

To: Jana Gallo,  
1 Taworri Way  
City Beach, WA 6015  
Australia

I write to you regarding the automobile accident in which you and I were involved on March 29, 2011 at the intersection of Queenscliffe Road and Cobb Road in Doubleview. The car I was driving (1 DMA 235) was rented from Bayswater Car Rental in Subiaco (9388 3222). Since you admitted that the accident was your fault (and I have the written description of the accident by an independent witness which also ascribes the fault to you), I must ask you to compensate me for the out-of-pocket expenses which I incurred as a result of that accident.

Bayswater Car Rental is charging me a deductible of AU\$300 which I would not have been charged without the accident. I must ask you (or your insurance company) to reimburse me for that AU\$300. Since I will be shortly leaving the country for my home in the USA, I would prefer that you make the check out to Kim Shreeve (my daughter) and mail it to the above address in Doubleview.

If you wish to contact me directly you may do so by email ([travaustralia11@hotmail.com](mailto:travaustralia11@hotmail.com)) or at my address, 348 S. Orange Grove, Pasadena, CA 91105, USA.

I trust we can conclude this matter as expeditiously as possible,

Christopher E. Brennan

VINCE GALLO 08 9247 1511

GIRRAWHEEN SUPA IGA  
Grocery Store

Ara: New Mirrabooka Av. + Beach Road

60 MARANGAROO DRIVE  
GIRRAWHEEN  
WA 6064

Just east of WANNEROO Rd

CGU INSURANCE. 08 9254 3600  
446 COLIN ST., W. PERTH, 6005

JANA'S PARENTS: 9 344 7581

9388 3222  
Amold 9370 3888  
SARSWATER

CGU Insurance

Parents 9 344 7581

JANA GALLO

hchchhchhchh

55201 66140

944 69-09

DARK PURPLE: 660 066  
" BLUE: 080 033  
" 080 066  
" GREEN: 003 300



Cottesloe Beach



*Perth City*

[Back to table of contents](#)

---

*Last updated 7/30/99.  
Christopher E. Brennen*



# ABOUT ASIA



*A new dawn for Cambodia*

## **Detailed Itinerary Proposal for Dr. Christopher BRENNEN (3 pax) April 3<sup>rd</sup> – April 9<sup>th</sup> 2011**

### **Itinerary**

- ▼ Carefully planned to bring you the best of Cambodia
- ▼ Itinerary at a glance
- ▼ Detailed and Illustrated itinerary
- ▼ Options and pricing; Inclusions and exclusions
- ▼ Settlement terms

### **Appendices**

- ▼ Practicalities and travel tips
- ▼ Brief history of the Angkor temples
- ▼ Country information
- ▼ Further reading recommendations

**Go To**



21 February 2011

ABOUT ASIA - Tourism funding education

Dear Dr Brennan,

We believe that truly memorable travel depends on getting even the small things right. This first proposal is written therefore not as some vaguely outlined plan but as a fully working itinerary complete in all respects. The illustrations and level of detail will help you understand more of travel in Cambodia so that we can better work with you to develop the perfect arrangements for your visit.

#### How I created your itinerary

- ✓ *Avoid the growing crowds: show you the best of the country peacefully.*
- ✓ *Where practical visit historic sites chronologically to develop an interest in the great Angkor Empire story.*
- ✓ *Optimised for great photography: ensure you visit places at the right times of day.*
- ✓ *Explore beyond the temples to discover fascinating rural scenery, people and lifestyles*

#### The value of a good local guide

Only a decade ago after years of civil war and unrest the value of a local guide was to be measured in terms of personal safety and navigating a country that had little tourist infrastructure. Cambodia has now found peace and with it over 2 million tourists a year, a number that continues to grow by 20% annually. The best guides now concentrate their efforts on crowd avoidance.



At the heart of *ABOUT Asia* is a 'centre of guiding excellence'. Our ongoing research programs ensure that our service and itineraries remain fresh and our guides engaged and challenged.

An important aspect of our research program concentrates on staying two steps ahead of the busloads of tourists following more regular itineraries. These days if it is good and in the guidebooks it will be busy.

#### DIY, generalist or specialist guide

Nowadays a guide is not essential to simply visit the postcard sites of Cambodia. If you don't mind crowds then you have only to pick up a guidebook or join a simple tour like so many others to see Angkor Wat and the main temples. You will see some wonderful places but to bring them alive and move beyond the well trodden path to discover the 'magical' places you need to move beyond the guide books.

Unless you are on a very tight budget it remains good sense to invest in a personal guide. Having gone to the effort and expense to get to Cambodia your experience of the country will be radically different with a friendly and knowledgeable face at your side.

Even the majority of the tailor-made tours specialists from overseas end up asking organizations like ours to take care of their visitors when on the ground. Well done to you for cutting out the middle man

#### Travel slowly to see more

Try to resist the temptation to rush around and 'see' everything during these days. In Cambodia especially the slower you travel the more you will see. If you read some of the letters written by our past customers you may get a flavor for our more relaxed style of travel.

#### The opinion of others

#### April

<i>First light</i>	<i>sunrise</i>	<i>sunset</i>	<i>Last light</i>
<i>5:27</i>	<i>5:48</i>	<i>18:12</i>	<i>18:34</i>

*Last month of the dry NE monsoon.  
Generally fine weather but very humid.  
Probability of precipitation on any given day is 20%*

*The temperature ranges from  
25C (77F) to 35 (95F)*

*Humidity is high at around 50-70% during the day and up to 80-90% at night making it feel hotter than it is.*

## Itinerary at a Glance

<b>Dr. Christopher BRENNEN (3 pax) April 2011</b> <b>Ref:100710-110214-FIT004380w</b> <b>Guide contact:</b>				
			Guide Entry fees	Hotel Choice Meals
3 <sup>rd</sup> Apr Sun	<b>Arrival in Phnom Penh - Flight MH754 at 10:20</b> Met on arrival with private transfer to your chosen hotel.	Flight MH754 arr 10:20 trf a/c van	Driver only	<b>Phnom Penh choice of accommodation</b> <b>Raffles Hotel</b>
4th Apr Mon	<b>Phnom Penh – Free and easy (Your guide and driver are available if required).</b> <b>Evening: Sunset Cruise at Sisowath Quay</b> Enjoy a private boat cruise (weather allowing) on the Tonle Sap and Mekong rivers.	a/c van Boat	English	Phnom Penh choice of accommodation Sunset cruise
5th Apr Tues	<b>AM: Jewels of the Capital.</b> After lunch, visit <b>National Museum</b> for the best Angkor era art in the world. We continue to the next door building of the <b>Royal Palace</b> built in 1866 by King Norodom, and the <b>Silver Pagoda</b> with the floor of over 5,000 silver tiles. We then head to the small hill within the city to see <b>Wat Phnom</b> and learn how the city got its name. <b>PM: Phnom Penh to Siem Reap via domestic flight - flight to be determined</b> Met on arrival with private transfer to your chosen hotel. <b>ABOUTAsia Travel to book 14:00PM</b> Christopher E. Brennen, passport 210305015, United States Barbara A. Brennen passport 466531985, United States Alison Kirwan passport M9569430, Australia	a/c van flight TBD trf a/c van	English	<b>Siem Reap choice of accommodation</b> <b>Raffles Hotel</b>
6th Apr Wed	<b>AM: Temples of the Forest</b> By road to <b>Srah Srang</b> and then <b>Ta Prohm</b> 11km, pausing to collect your entry passes at the Archaeological Park Entrance. Take our time to walk through the temple from the West entrance to the East entrance to meet again with our driver (walk 1–2 km). From the Northwest of Ta Prohm we shall walk (15 minutes) through the forest to the lightly visited temple of <b>Ta Nei</b> . There is a reasonable chance of having this beautiful Angkor temple to yourself to explore. Continue on to <b>Ta Keo temple</b> where a climb to the top is rewarded by an expansive view over the surrounding forest. Return by road to Siem Reap for lunchtime. <b>PM: Angkor Thom – the world's largest city in the 12<sup>th</sup> Century</b> Travel by road to the <b>Victory Gate of Angkor Thom</b> . You have the choice of either walking along the path along the 8m high laterite city wall (500m) to the <b>Death Gate</b> or continuing around by road. En route to the <b>Terrace of the Leper King</b> , we can stop briefly to see an imposing statue found in Bayon which is now displayed at <b>Vihear Prampeilveng</b> . Begin again at the atmospheric <b>Preah Palilay</b> , and we will walk (1km) through the shaded parkland behind the terraces, pass <b>Phimeanakas</b> with its beautiful lakes, and the imposing <b>Baphuon</b> to finally reach Jayavarman's state temple of <b>Bayon</b> at the centre of the city. Explore this important temple with its many captivating giant stone faces. Your guide will point out the most interesting of the detailed bas reliefs illustrating everyday life in the Angkorian era. <b>Enjoy sunset drinks at the beautiful spot that we know of.</b>	a/c van	English 3 x 3day APSARA Passes included	Siem Reap choice of accommodation Sunset drinks
7th Apr Thur	<b>Rural scenes and remote temples.</b> Full day out from Siem Reap: Across ancient reservoirs (long since devoid of water), through pretty villages and rice paddies to <b>Banteay Srei</b> [AD967], the small pink sandstone temple with the most exquisite, deep and complex carvings some 37km distant. <b>Sacred Kulen</b> mountain boasts with fine river carvings and beautiful	a/c van	English 3x KM 3x BM	Siem Reap choice of accommodation



## Itinerary at a Glance

	<p>waterfalls where you can <b>swim under the waterfall</b>-bring a towel.</p> <p>Local lunch (own cost) before driving to the eastern extremity of the range to mysterious <b>Beng Mealea</b> thought to be a 'blueprint' for Angkor Wat and built under the control of Suryavarman II.</p>			
8 <sup>th</sup> Apr Fri	<p><b>AM: Angkor Wat temple.</b> A sunrise tour starts at pre-dawn to witness the <b>breathtaking view of Angkor Wat</b> temple, the best place for photography. Explore the central complex and bas-reliefs of Angkor Wat [AD1113], one of travel's remaining great adventures with optional local breakfast (own cost) if starting out early.</p> <p><b>PM: Angkor Wat moat.</b> Take a relaxed walk around the perimeter of Angkor Wat for some wonderful scenes and photographic opportunities. Continue to <b>East Mebon</b> [AD952], once an island temple in the centre of the immense Yashodharatataka reservoir and <b>Pre-Rup</b> [AD961] on the southern shore.</p>	a/c van	English	<p>Siem Reap choice of accommodation</p> <p><u>Sunrise start</u></p>
9 <sup>th</sup> Apr Sat	<p><b>AM: Local Markets</b> Depending on your time of departure, take a tuk-tuk to explore local markets; <b>Old</b> and <b>Central Markets</b> for typical souvenir shopping or <b>Psa Leu</b> for a <b>completely untouristic experience</b>, selling all kinds of wonderful, exotic foodstuffs such as snakes, spiders, waterfowl and fried bugs.</p> <p><b>PM: (1 pax) Transfer for your outbound flight via MH765 @ 13:00</b> Met at your hotel with private transfer for your outbound flight.</p> <p><b>Evening: (2 pax) Transfer for your outbound flight via #738 @ 23:50</b> Met at your hotel with private transfer for your outbound flight.</p>	<p>tuk-tuk x 2</p> <p>trf a/c van flight MH765 13:00</p> <p>trf a/c van flight # 738 23:50</p>	Driver only	

## ▲ Day 1

### Arrive into Phnom Penh via Flight (TBD)

Met on arrival with private transfer to your chosen hotel



*The rules of the road are 'flexible'*

It is worth simply taking a walk in Phnom Penh without aiming to see specific sites of interest. For amusement value find a large crossroad and watch hundreds of motor scooters all negotiate their way across with little regard to rules of the road. Phnom Penh can offer a bewildering but colorful assault on the senses.



## ▲ Day 2

**Phnom Penh – Free and easy (Your guide and driver are available).**

### Evening: Sunset Cruise at Sisowath Quay

Enjoy a private boat cruise (weather allowing) on the Tonle Sap and Mekong rivers.



*Phnom Penh at sunset*

Your guide can help with suggestions of places to dine

## ▲ Day 3

### Phnom Penh city highlights

#### AM: Palaces and Museums

This morning visit the **National Museum** which houses all the most important Khmer art and sculptures. It is unfortunate but due to looting it has been necessary to move many of the best pieces of artwork from the temples to this museum.



*National Museum*

The museum lies next door to the extensive **Royal Places** built in 1866 by King Norodom, and the **Silver Pagoda** located within the Royal Palace compound. The Silver Pagoda is so named because of its floor, which is made up of 5,000 silver tiles. Look out especially for the life sized solid gold Buddha encrusted with over 9000 diamonds



*Wrought iron house – a gift from Napoleon III*

**PM: Phnom Penh to Siem Reap via domestic flight - flight to be determined**

Met on arrival with private transfer to your chosen hotel.

## ▲ Day 4

**AM: Ta Prohm exploration (early before the crowds). Lightly visit Ta Nei. Climb Ta Keo before lunch.**

We will begin the exploration of the incomparable **Ta Prohm** just after sunrise when it is relatively peaceful. It is really worth getting out of bed early to visit this place before the crowds.

This temple is my own personal favorite; left in an un-restored state the temple evokes a mysterious atmosphere with giant fig, banyan and kapok trees strangling the stonework.



*Ta Prohm*

Much is known about Ta Prohm from the Sanskrit inscription on its stonework: 3,140 villages were assigned by Jayavarman VII to support the temple. Nearly 80,000 people worked directly in support including 2,740 officials and over 600 professional dancers.



*Hidden dancer in Ta Prohm*

The joy of visiting Ta Prohm is to simply wander among the complex of small courtyards and passageways discovering the wonderful interplay between stonework and nature. It is a large temple and you are sure to get somewhat lost in its labyrinth.

## ▲ ... continued

No vehicles are permitted to travel the km or so from the sealed road to Ta Nei.



*Peaceful Ta Nei*

We continue on to **Ta Keo**, Jayavarman V's unfinished monumental temple.



*Ta Keo*

We should climb to the top for an extensive view over the surrounding forest



▲ ... continued

**PM: Angkor Thom exploration from Victory Gate to South Gate.**

Beginning at the Northeastern Victory gate we shall enter this great city. Angkor Thom was built by arguably the most important (and certainly the most prolific builder) of the Angkor God Kings: Jayavarman VII. The city covers an area of around 10 square km and is surrounded by an immense moat 100m wide and fully 12km long which in its time housed thousands of crocodiles for protection.

Inside the moat is an 8m high laterite wall, unbroken aside from 5 gates. Around the end of the 12<sup>th</sup> century Angkor Thom was the largest city in the world and the centre of an empire stretching throughout SE Asia when London was less than one 20<sup>th</sup> the size

We can choose to either walk along the top of the city wall through the forest or can travel the short distance around by vehicle to reach the East gate. This was known as the Death gate as it was the place where bodies were carried outside of the city for cremation. You can see the crematoriums attached to the outside of the city walls either side of the gate.



*Angkor Thom city wall*

We will continue into the centre of the city and pass behind the **terraces of the elephants** and **leper King** to reach the lightly visited but impressively atmospheric **Preah Palilay**



*Preah Palilay*

We shall stroll through the shaded woodland behind the **terraces of the elephants** and **leper King** to visit the beautiful Palaces of **Phimeanakas** and **Baphoun** before reaching Jayavarman's state temple of **Bayon** at the centre of the city

▲ ... continued



*Phimeanakas lakes*

Phimeanakas was almost certainly the subject of the Zhou Daguan's report back to the Chinese Emperors in 1296 which spoke of much pomp and ceremony and temples with towers of gold.



*Phimeanakas*

Returning to stand on the terraces we can well imagine the King greet visiting dignitaries with the might of his civilization arrayed on the parade ground before them.

Interestingly the 12 towers of Prasat Suor Prat opposite the terraces are thought to have been used at least in part for resolving disputes between noble families. The protagonists would have been locked inside and invited to 'sort it out'



*Prasat Suor Prat*

## ▲ Day 5

### A full day out from Siem Reap

Travel by road to explore **Banteay Srei temple** before **Kulen Mountain** for fine river carvings and beautiful waterfalls. After a local lunch, we shall continue in to the eastern extremity of the range to visit the mysterious **Beng Mealea**.

En route around 37km out of Siem Reap, we shall visit **Banteay Srei**. The small pink sandstone temple is revered for the quality of its stonework and carved decoration. The temple was built not by a King but by one of his advisors. Such a degree of wealth and power amongst the landed classes spelt trouble for the royal succession as rival parties backed their favorites upon the King's death. This first great dynasty of Angkor was to shortly come to an end with civil war.



*Banteay Srei Lintel detail*

In the **Kulen Mountains**, the stepped temple itself, site of Jayavarman II's coronation in AD802, is difficult to reach. It is in a heavily land mined area of the forest on the highest area of the hills. This remains the most sacred mountain in Cambodia. It is regarded as the birthplace of the country.



*Kulen fall*

The mountains are pleasantly cool compared to the plain and boast some lovely waterfalls. You can swim so bring a towel

## ▲ ... continued

We can take a short walk through the forest to see an extensive area of **river carvings** from this early period. Many lingas have been etched into the bedrock under water to purify and give power to the water that flows over them and onward to the fertile plain below.

We will also visit the mountain top and climb up to see a large reclining Buddha, carved into a giant sandstone boulder in situ in the 16<sup>th</sup> century. Near here there are various markets set out in the forest selling local crafts and foods.

After midday, we can descend and drive on to **Beng Mealea**. This temple is in a much collapsed state and is still largely overgrown by the jungle. It is however a large temple and an important historical site; thought to be a 'blueprint' for Angkor Wat and built under the control of Suryavarman II.



*Exploring Beng Mealea*

**WARNING** - It is especially important to stay on the paths in these more remote places. Although officially cleared of mines there is still a real life threatening risk if one wanders off the path.



*Children near Beng Mealea*

The countryside around Beng Mealea is picturesque and far enough away from Siem Reap to be virtually unaffected by the growing tourism to the country. There are plenty of opportunities on the journey to stop and look around, take photographs, understand the local agriculture and sample locally made sugar sweets.



## ▲ Day 6

**AM:** Angkor Wat early (Sunrise and optional local breakfast) and continue to explore.

**PM:** The moat of Angkor Wat and the twin temples of Yashodharatataka.



*... as photographed by one of our customers*

An early (pre-dawn) start to witness and photograph the sunrise at **Angkor Wat**. Especially if you are a keen photographer, you may want to look up the exact times (or interpolate) for first light and sunrise on this table of data.

	First light	Sunrise		First light	Sunrise
1-Jan	5.57	6.20	1-Jul	5.17	5.40
1-Feb	6.03	6.25	1-Aug	5.25	5.48
1-Mar	5.54	6.16	1-Sep	5.29	5.50
1-Apr	5.36	5.57	1-Oct	5.28	5.49
1-May	5.19	5.41	1-Nov	5.31	5.53
1-Jun	5.12	5.35	1-Dec	5.42	6.04

Bear in mind that the best light for photography is in the 20 minutes or so prior to sunrise necessitating a start from the hotel around 40+ minutes before sunrise.

You may opt to take a local simple breakfast (own cost) with the guide near Angkor Wat if you prefer. After breakfast we shall begin to visit one of the wonders of the world: **Angkor Wat** built by **Suryavarman II**. It is the largest religious building ever constructed and in its size and architectural form is quite breathtaking.



*Bas relief carvings from Angkor Wat*

If we can visit the temple early it should not be too busy but in any case your guide knows how to avoid the worst of the crowds. He will lead you through the temple and explain the mythology and history behind the most important of the 1200 square meters of world class and exquisite **bas relief carvings** in the galleries.

## ▲ ... continued



*1866 photograph of Angkor Wat*

In the afternoon, we shall return to Angkor Wat to walk a little between the laterite perimeter wall and the inside of the moat. There are always interesting activities on the waterways of these great temples: workers up to their waists clearing weeds, children swimming and diving, cows being tethered for grazing, frogs and birds chasing insects.



*Two small girls in Angkor Wat*

We can either spend the rest of the afternoon at Angkor Wat or head the short distance to the twin temples of **East Mebon** and **Pre-Rup** in the centre and on the Southern shore of the (now dry) **Eastern Baray (Yahodharatataka)** respectively. Built under Rajendravarman in the 10<sup>th</sup> century these temples afford nice rural views over the surrounding rice paddies.

**East Mebon** was once surrounded by the water of the East Baray. You will see immediately the more recent addition of steps, leading up to the original boat landing stages. Look out also for the evidence of the original stucco coverings of the brickwork.

The purpose of the giant Barays or reservoirs remains uncertain. It is generally believed that these man-made bodies of water were for irrigation of the surrounding rice paddies, built as an effort at boosting the crops necessary to support a hierarchical society. More recent research however dismisses this idea as despite their huge size (7.8 x 1.5km) they are simply not large enough to have made a significant difference to the feeding of a million people.

More likely is the intention to provide a setting of grandeur and significance for temples such as the East Mebon where visiting foreign dignities could be in no doubt about the power and resources of the Angkor King.



---

## ▲ Day 7

### AM: Local Markets

Depending on your time of departure, take a tuk tuk to explore local markets; **Old** and **Central Markets** for typical souvenir shopping or **Psa Leu** for a completely untouristic experience, selling all kinds of wonderful, exotic foodstuffs such as snakes, spiders, waterfowl and fried bugs.



*A path at Central Market*

**Psa Leu** is a large and colorful wholesale market on the main road towards Phnom Penh and commences each day around 5am for local businesses to shop wholesale.

Visiting around 7:30am beats the heat of the day and finds the market in full flow.

The market provides a real assault on the senses with colors, sounds, movement and smells all around. A wide variety of fish are sold alongside some snakes and the road at the back of the market is filled with colorful vegetables and fruits. Psa Leu can be a little messy underfoot, so you should wear appropriate footwear.



*Fresh vegetable*

### PM: Departure

Private transfer to your onward flight

# TRAVELS NOW AND THEN

© Christopher Earls Brennen

---

## CAMBODIA 2011

### ABOUT ASIA



*A new dawn for Cambodia*

#### **Detailed Itinerary Proposal for Dr. Christopher BRENNEN (3 pax) April 3<sup>rd</sup> – April 9<sup>th</sup> 2011**

##### **Itinerary**

- ▼ Carefully planned to bring you the best of Cambodia
- ▼ Itinerary at a glance
- ▼ Detailed and Illustrated itinerary
- ▼ Options and pricing; Inclusions and exclusions
- ▼ Settlement terms

##### **Appendices**

- ▼ Practicalities and travel tips
- ▼ Brief history of the Angkor temples
- ▼ Country information
- ▼ Further reading recommendations

Go To



21 February 2011

ABOUT ASIA - Tourism funding education

Dear Dr Brennen,


We believe that truly memorable travel depends on getting even the small things right. This first proposal is written therefore not as some vaguely outlined plan but as a fully working itinerary complete in all respects. The illustrations and level of detail will help you understand more of travel in Cambodia so that we can better work with you to develop the perfect arrangements for your visit.

#### How I created your itinerary

- ✓ *Avoid the growing crowds: show you the best of the country peacefully.*
- ✓ *Where practical visit historic sites chronologically to develop an interest in the great Angkor Empire story.*
- ✓ *Optimised for great photography: ensure you visit places at the right times of day.*
- ✓ *Explore beyond the temples to discover fascinating rural scenery, people and lifestyles*

#### The value of a good local guide

Only a decade ago after years of civil war and unrest the value of a local guide was to be measured in terms of personal safety and navigating a country that had little tourist infrastructure. Cambodia has now found peace and with it over 2 million tourists a year, a number that continues to grow by 20% annually. The best guides now concentrate their efforts on crowd avoidance.



At the heart of *ABOUT Asia* is a 'centre of guiding excellence'. Our ongoing research programs ensure that our service and itineraries remain fresh and our guides engaged and challenged.

An important aspect of our research program concentrates on staying two steps ahead of the busloads of tourists following more regular itineraries. These days if it is good and in the guidebooks it will be busy.

#### DIY, generalist or specialist guide

Nowadays a guide is not essential to simply visit the postcard sites of Cambodia. If you don't mind crowds then you have only to pick up a guidebook or join a simple tour like so many others to see Angkor Wat and the main temples. You will see some wonderful places but to bring them alive and move beyond the well trodden path to discover the 'magical' places you need to move beyond the guide books.

Unless you are on a very tight budget it remains good sense to invest in a personal guide. Having gone to the effort and expense to get to Cambodia your experience of the country will be radically different with a friendly and knowledgeable face at your side.

Even the majority of the tailor-made tours specialists from overseas end up asking organizations like ours to take care of their visitors when on the ground. Well done to you for cutting out the middle man

#### Travel slowly to see more

Try to resist the temptation to rush around and 'see' everything during these days. In Cambodia especially the slower you travel the more you will see. If you read some of the letters written by our past customers you may get a flavor for our more relaxed style of travel.

The opinion of others

**April**

First light	sunrise	sunset	Last light
5:27	5:48	18:12	18:34

*Last month of the dry NE monsoon.  
Generally fine weather but very humid.  
Probability of precipitation on any given day is 20%*

*The temperature ranges from  
25C (77F) to 35 (95F)*


*Humidity is high at around 50-70% during the day and up to 80-90% at night making it feel hotter than it is.*

ABOUT ASIA SERVICES Andy@asiatravel-cambodia.com  
Reap, Cambodia  
Cambodia [+855] office 63 760 190 mobile 92 121 059, from USA [+1] 914 595 6949, from UK [+44] 207 193 8561

ABOUTASIA HOUSE, Charles de Gaulle Avenue, Siem

## Itinerary at a Glance



Dr. Christopher BRENNEN (3 pax) April 2011 Ref:100710-110214-FIT004380w Guide contact:			Guide Entry fees	Hotel Choice Meals
3 <sup>rd</sup> Apr Sun	<b>Arrival in Phnom Penh - Flight MH754 at 10:20</b> Met on arrival with private transfer to your chosen hotel.	Flight MH754 arr 10:20 trf a/c van	Driver only	<b>Phnom Penh choice of accommodation</b>  <u>Raffles Hotel</u>
4 <sup>th</sup> Apr Mon	<b>Phnom Penh – Free and easy (Your guide and driver are available if required).</b>  <b>Evening: Sunset Cruise at Sisowath Quay</b> Enjoy a private boat cruise (weather allowing) on the Tonle Sap and Mekong rivers.	a/c van  <u>Boat</u>	<u>English</u>	Phnom Penh choice of accommodation  <u>Sunset cruise</u>
5 <sup>th</sup> Apr Tues	<b>AM: Jewels of the Capital.</b> After lunch, visit <b>National Museum</b> for the best Angkor era art in the world. We continue to the next door building of the <b>Royal Palace</b> built in 1866 by King Norodom, and the <b>Silver Pagoda</b> with the floor of over 5,000 silver tiles. We then head to the small hill within the city to see <b>Wat Phnom</b> and learn how the city got its name.  <b>PM: Phnom Penh to Siem Reap via domestic flight - flight to be determined</b> Met on arrival with private transfer to your chosen hotel. <b>ABOUTAsia Travel to book 14:00PM</b>  Christopher E. Brennen, passport 210305015, United States Barbara A. Brennen passport 466531985, United States Alison Kirwan passport M9569430, Australia	a/c van  <u>flight TBD</u> <u>trf a/c van</u>	<u>English</u>	<b>Siem Reap choice of accommodation</b>  <u>Raffles Hotel</u>
6 <sup>th</sup> Apr Wed	<b>AM: Temples of the Forest</b> By road to <b>Srah Srang</b> and then <b>Ta Prohm</b> 11km, pausing to collect your entry passes at the Archaeological Park Entrance.  Take our time to walk through the temple from the West entrance to the East entrance to meet again with our driver (walk 1–2 km). From the Northwest of Ta Prohm we shall walk (15 minutes) through the forest to the lightly visited temple of <b>Ta Nei</b> . There is a reasonable chance of having this beautiful Angkor temple to yourself to explore.  Continue on to <b>Ta Keo temple</b> where a climb to the top is rewarded by an expansive view over the surrounding forest. Return by road to Siem Reap for lunchtime.  <b>PM: Angkor Thom – the world's largest city in the 12<sup>th</sup> Century</b> Travel by road to the <b>Victory Gate of Angkor Thom</b> . You have the choice of either walking along the path along the 8m high laterite city wall (500m) to the <b>Death Gate</b> or continuing around by road.  En route to the <b>Terrace of the Leper King</b> , we can stop briefly to see an imposing statue found in Bayon which is now displayed at <b>Vihear Prampeliveng</b> .  Begin again at the atmospheric <b>Preah Palilay</b> , and we will walk (1km) through the shaded parkland behind the terraces, pass <b>Phimeanakas</b> with its beautiful lakes, and the imposing <b>Baphuon</b> to finally reach Jayavarman's state temple of <b>Bayon</b> at the centre of the city. Explore this important temple with its many captivating giant stone faces. Your guide will point out the most interesting of the detailed bas reliefs illustrating everyday life in the Angkorian era.  <b>Enjoy sunset drinks at the beautiful spot that we know of.</b>	a/c van	<u>English</u>  <u>3 x 3day APSARA Passes included</u>	Siem Reap choice of accommodation          <u>Sunset drinks</u>
7 <sup>th</sup> Apr Thur	<b>Rural scenes and remote temples.</b> Full day out from Siem Reap: Across ancient reservoirs (long since devoid of water), through pretty villages and rice paddies to <b>Banteay Srei</b> [AD967], the small pink sandstone temple with the most exquisite, deep and complex carvings some 37km distant. <b>Sacred Kulen</b> mountain boasts with fine river carvings and beautiful	a/c van	<u>English</u>  <u>3x KM 3x BM</u>	Siem Reap choice of accommodation

ABOUT ASIA SERVICES Andy@asiatravel-cambodia.com ABOUTASIA HOUSE, Charles de Gaulle Avenue, Siem Reap, Cambodia  
 Cambodia [+855] office 63 760 190 mobile 92 121 059, from USA [+1] 914 595 6949, from UK [+44] 207 193 8561




## Itinerary at a Glance

	waterfalls where you can <b>swim under the waterfall</b> -bring a towel.  Local lunch (own cost) before driving to the eastern extremity of the range to mysterious <b>Beng Mealea</b> thought to be a 'blueprint' for Angkor Wat and built under the control of Suryavarman II.			
8 <sup>th</sup> Apr Fri	<b>AM: Angkor Wat temple.</b> A sunrise tour starts at pre-dawn to witness the <b>breathtaking view of Angkor Wat</b> temple, the best place for photography. Explore the central complex and bas-reliefs of Angkor Wat [AD1113], one of travel's remaining great adventures with optional local breakfast (own cost) if starting out early.  <b>PM: Angkor Wat moat.</b> Take a relaxed walk around the perimeter of Angkor Wat for some wonderful scenes and photographic opportunities. Continue to <b>East Mebon</b> [AD952], once an island temple in the centre of the immense Yashodharatataka reservoir and <b>Pre-Rup</b> [AD961] on the southern shore.	a/c van	English	Siem Reap choice of accommodation  <a href="#">Sunrise start</a>
9 <sup>th</sup> Apr Sat	<b>AM: Local Markets</b> Depending on your time of departure, take a tuk-tuk to explore local markets; <b>Old and Central Markets</b> for typical souvenir shopping or <b>Psa Leu</b> for a <b>completely untouristic experience</b> , selling all kinds of wonderful, exotic foodstuffs such as snakes, spiders, waterfowl and fried bugs.  <b>PM: (1 pax) Transfer for your outbound flight via MH765 @ 13:00</b> Met at your hotel with private transfer for your outbound flight.  <b>Evening: (2 pax) Transfer for your outbound flight via #738 @ 23:50</b> Met at your hotel with private transfer for your outbound flight.	tuk-tuk x 2  trf a/c van flight MH765 13:00  trf a/c van flight # 738 23:50	Driver only	

## ▲ Day 1


## Arrive into Phnom Penh via Flight (TBD)

Met on arrival with private transfer to your chosen hotel



The rules of the road are "flexible"

It is worth simply taking a walk in Phnom Penh without aiming to see specific sites of interest. For amusement value find a large crossroad and watch hundreds of motor scooters all negotiate their way across with little regard to rules of the road. Phnom Penh can offer a bewildering but colorful assault on the senses.




## ▲ Day 2

**Phnom Penh – Free and easy (Your guide and driver are available).**

**Evening: Sunset Cruise at Sisowath Quay**

Enjoy a private boat cruise (weather allowing) on the Tonle Sap and Mekong rivers.



Phnom Penh at sunset

Your guide can help with suggestions of places to dine

## ▲ Day 3

## Phnom Penh city highlights

**AM: Palaces and Museums**

This morning visit the **National Museum** which houses all the most important Khmer art and sculptures. It is unfortunate but due to looting it has been necessary to move many of the best pieces of artwork from the temples to this museum.



National Museum

The museum lies next door to the extensive **Royal Places** built in 1866 by King Norodom, and the **Silver Pagoda** located within the Royal Palace compound. The Silver Pagoda is so named because of its floor, which is made up of 5,000 silver tiles. Look out especially for the life sized solid gold Buddha encrusted with over 9000 diamonds



Wrought Iron house – a gift from Napoleon III

**PM: Phnom Penh to Siem Reap via domestic flight - flight to be determined**

Met on arrival with private transfer to your chosen hotel.

#### Day 4

**AM: Ta Prohm exploration (early before the crowds). Lightly visit Ta Nei. Climb Ta Keo before lunch.**


We will begin the exploration of the incomparable **Ta Prohm** just after sunrise when it is relatively peaceful. It is really worth getting out of bed early to visit this place before the crowds.

This temple is my own personal favorite; left in an un-restored state the temple evokes a mysterious atmosphere with giant fig, banyan and kapok trees strangling the stonework.



*Ta Prohm*

Much is known about Ta Prohm from the Sanskrit inscription on its stonework: 3,140 villages were assigned by Jayavarman VII to support the temple. Nearly 80,000 people worked directly in support including 2,740 officials and over 600 professional dancers.




*Hidden dancer in Ta Prohm*

The joy of visiting Ta Prohm is to simply wander among the complex of small courtyards and passageways discovering the wonderful interplay between stonework and nature. It is a large temple and you are sure to get somewhat lost in its labyrinth.

#### ... continued

No vehicles are permitted to travel the km or so from the sealed road to Ta Nei.



*Peaceful Ta Nei*

We continue on to **Ta Keo**, Jayavarman V's unfinished monumental temple.



*Ta Keo*

We should climb to the top for an extensive view over the surrounding forest


▲ ... continued

**PM: Angkor Thom exploration from Victory Gate to South Gate.**

Beginning at the Northeastern Victory gate we shall enter this great city. Angkor Thom was built by arguably the most important (and certainly the most prolific builder) of the Angkor God Kings: Jayavarman VII. The city covers an area of around 10 square km and is surrounded by an immense moat 100m wide and fully 12km long which in its time housed thousands of crocodiles for protection.


Inside the moat is an 8m high laterite wall, unbroken aside from 5 gates. Around the end of the 12<sup>th</sup> century Angkor Thom was the largest city in the world and the centre of an empire stretching throughout SE Asia when London was less than one 20<sup>th</sup> the size

We can choose to either walk along the top of the city wall through the forest or can travel the short distance around by vehicle to reach the East gate. This was known as the Death gate as it was the place where bodies were carried outside of the city for cremation. You can see the crematoriums attached to the outside of the city walls either side of the gate.



Angkor Thom city wall


We will continue into the centre of the city and pass behind the **terraces of the elephants and leper King** to reach the lightly visited but impressively atmospheric **Preah Palilay**



Preah Palilay


We shall stroll through the shaded woodland behind the **terraces of the elephants and leper King** to visit the beautiful **Palaces of Phimeanakas** and **Baphoun** before reaching Jayavarman's state temple of **Bayon** at the centre of the city

▲ ... continued



Phimeanakas lakes


Phimeanakas was almost certainly the subject of the Zhou Daguan's report back to the Chinese Emperors in 1296 which spoke of much pomp and ceremony and temples with towers of gold.



Phimeanakas

Returning to stand on the terraces we can well imagine the King greet visiting dignitaries with the might of his civilization arrayed on the parade ground before them.

Interestingly the 12 towers of Prasat Suor Prat opposite the terraces are thought to have been used at least in part for resolving disputes between noble families. The protagonists would have been locked inside and invited to 'sort it out'



Prasat Suor Prat




## Day 5

### A full day out from Siem Reap

Travel by road to explore Banteay Srei temple before Kulen Mountain for fine river carvings and beautiful waterfalls. After a local lunch, we shall continue in to the eastern extremity of the range to visit the mysterious Beng Mealea.

En route around 37km out of Siem Reap, we shall visit **Banteay Srei**. The small pink sandstone temple is revered for the quality of its stonework and carved decoration. The temple was built not by a King but by one of his advisors. Such a degree of wealth and power amongst the landed classes spelt trouble for the royal succession as rival parties backed their favorites upon the King's death. This first great dynasty of Angkor was to shortly come to an end with civil war.



Banteay Srei Lintel detail

In the **Kulen Mountains**, the stepped temple itself, site of Jayavarman II's coronation in AD802, is difficult to reach. It is in a heavily land mined area of the forest on the highest area of the hills. This remains the most sacred mountain in Cambodia. It is regarded as the birthplace of the country.



Kulen fall


The mountains are pleasantly cool compared to the plain and boast some lovely waterfalls. You can swim so bring a towel

## ... continued

We can take a short walk through the forest to see an extensive area of **river carvings** from this early period. Many lingas have been etched into the bedrock under water to purify and give power to the water that flows over them and onward to the fertile plain below.


We will also visit the mountain top and climb up to see a large reclining Buddha, carved into a giant sandstone boulder in situ in the 16<sup>th</sup> century. Near here there are various markets set out in the forest selling local crafts and foods.

After midday, we can descend and drive on to **Beng Mealea**. This temple is in a much collapsed state and is still largely overgrown by the jungle. It is however a large temple and an important historical site; thought to be a 'blueprint' for Angkor Wat and built under the control of Suryavarman II.



Exploring Beng Mealea

**WARNING** - It is especially important to stay on the paths in these more remote places. Although officially cleared of mines there is still a real life threatening risk if one wanders off the path.



Children near Beng Mealea

The countryside around Beng Mealea is picturesque and far enough away from Siem Reap to be virtually unaffected by the growing tourism to the country. There are plenty of opportunities on the journey to stop and look around, take photographs, understand the local agriculture and sample locally made sugar sweets.



## Settlement terms



[\[Back to Contents\]](#)

These arrangements are for a private tour with dedicated guide and transportation.

You should feel free to adjust the pace of the touring as the whim takes you. We will do our best to accommodate departures from the agreed itinerary.

Phnom Penh Hotel 2 nights	Siem Reap Hotel 4 nights	Itinerary total price DBL	Itinerary total price SGL
<u>Raffles Hotel Le Royal</u> (5*) One DBL and One SGL Landmark rooms	<u>Raffle Grand d'Angkor</u> (5*) One DBL and One SGL Landmark rooms	2,338	1,824

Included in price	Excluded from price
<ul style="list-style-type: none"> <li>Transportation and transfers in private air-conditioned vehicle with dedicated driver or remorques as noted</li> <li>Accommodation including all taxes and breakfast</li> <li>Private boat tours (if applicable)</li> <li>Expert local guide in language specified</li> <li>Government tax and service charge</li> <li>Luggage handling</li> <li>Drinking water and refreshing towels for touring</li> <li>24/7 support from the ABOUTASIA team</li> </ul>	<ul style="list-style-type: none"> <li>Visa fee on arrival US\$20.00/pax (if applicable)</li> <li>International or domestic airport departure tax US\$25/US\$6 pax</li> <li>International air tickets to/from Cambodia</li> <li>Insurance of all kinds</li> <li>Meals aside from those specifically included</li> <li>Additional tour required beside above sights</li> <li>Tips, drinks, personal expenses</li> </ul>

*We strongly recommend you take out adequate travel insurance for Cambodia.*

ABOUTASIA  
travel

funding education through tourism

Andrew J. Booth  
[andy@asiatravel-cambodia.com](mailto:andy@asiatravel-cambodia.com)

**Receipt for tour service**

Dear Dr. Christopher,

This is an invoice for the payment for touring services provided to

Name of Client: **Dr. Christopher BRENNEN**  
Service dates: 5<sup>th</sup> April 2011 to 8<sup>th</sup> April 2011

Either:

The total amount of **USD 4,380** is to be paid fully in cash,

Or:

The total amount of **USD 4,380+2.1%** is to be paid by credit card.

Total Received: **USD 4,380** | **USD 4,471.98**

**Banking details for remittance**

Please arrange settlement by bank transfer as detailed below ensuring you cover all your own (senders) bank charges:

Intermediary Bank:  
FIELD 56A

DEUTSCHE BANK TRUST COMPANY AMERICAS  
ROUTING NO. 021001033  
60 WALL STREET, NEW YORK 10005-2858, USA

SWIFT CODE:  
Account with Institution:  
FIELD 57A

BKTRUS33  
ACC NO. 04422382  
CAMBODIAN PUBLIC BANK  
VILLA 23, TITHEI KRAMOUNSAR (STREET 114), PHNOM PENH, KINGDOM OF CAMBODIA

SWIFT CODE  
Account Name:  
Account Number:

CPBLKHPP  
ABOUT ASIA SERVICE  
211.000024

Many banks can not remit funds directly to the Cambodian Public Bank. This is why we use Deutsche Bank as an intermediary to forward funds on to us at the Cambodian Public Bank. Just ask your bank to remit funds to the Deutsche Bank Trust company specified above with full details and they should know what to do.

Andrew J. Booth  
Founder and President  
ABOUTASIA



ABOUT ASIA SERVICES Andy@asiatravel-cambodia.com A23-B1, Charles de Gaulle Avenue, Siem Reap, Cambodia  
Cambodia [+855] office 63 760 190 mobile 92 121 059, from USA [+1] 914 595 6949, from UK [+44] 207 193 8561

*Handwritten notes:*  
Paid  
Au\$ 3065 => \$us 3095  
\$ 200 cash  
\$ 866 + 2.1% cc  
( \$ 884.20 )

To help protect your privacy, links to images, sounds, or other external content in this message have been blocked.

**Brennen, Christopher E**

**Sent:** Tue 15/03/2011 10:19 PM

**From:** Orbitz [travelercare@orbitz.com]  
**To:** Brennan, Christopher E  
**Cc:**  
**Subject:** A Change to Your Flight Itinerary - Perth 4/9/11  
**Attachments:**

### Schedule Change

Hello Dr Christopher Earls. Brennan,

The airline has notified us of a change to your itinerary and they have rebooked you on the following flights

Trip Name: **Perth 4/9/11**  
 Orbitz record locator: **AP1101012IMONF33**

Passenger(s): ALISON FYFFE KIRWAN

We will continue to monitor your itinerary and make every effort to alert you to any major changes. You can also see your updated itinerary in "My Trips" which you should check periodically before your trip. Don't forget, with My Trips you can view and change seats (if available) and you can print or email your itineraries.

**Orbitz Monitor: Serious Travel Power**  
 View your trips, check flight status and book travel on your phone.

Or go to [orbitz.com](#)

**Orbitz Care Alerts**

Flight status alerts are set up for the following people.

[brennen@caltech.edu](mailto:brennen@caltech.edu)  
 E-mail  
 Receiving: Airport Advisories

### Updated Itinerary

**Saturday, April 9, 2011**  
**Malaysia Airlines # 765**

Siem Reap (REP) to Kuala Lumpur Int'l (KUL)  
**Departure:** (REP): April 9, 1:00 PM ICT (afternoon)  
**Arrival:** (KUL): April 9, 4:10 PM MYT (afternoon)  
**Class:** Economy

**Saturday, April 9, 2011**  
**Malaysia Airlines # 127**

Kuala Lumpur Int'l (KUL) to Perth (PER)  
**Departure:** (KUL): April 9, 6:20 PM MYT (evening)  
**Arrival:** (PER): April 9, 11:40 PM WST (evening)  
**Class:** Economy

### Previous Itinerary

**Saturday, April 9, 2011**  
**Malaysia Airlines # 765**

Siem Reap (REP) to Kuala Lumpur Int'l (KUL)  
**Departure:** (REP): April 9, 1:00 PM ICT (afternoon)  
**Arrival:** (KUL): April 9, 4:10 PM MYT (afternoon)  
**Class:** Economy

**Saturday, April 9, 2011**  
**Malaysia Airlines # 127**

<https://outlookweb.caltech.edu/exchange/brennen/Inbox/A%20Change%20to%20You...> 19/03/2011



## Confirmation

CONGRATULATIONS! Your booking is successful. Please note that this Booking Details page is not a valid document for travel. The valid document is the Passenger Electronic Ticket which must be produced upon check-in at the airport. Your Electronic Ticket would be sent to you via email. Please check your e-mail and ensure the Passenger Electronic Ticket has been received. If it is not received within the next 2 hours, please contact our Call Centre at 1300 88 3000 (within Malaysia) or +603 7843 3000 (outside Malaysia) or email us at [bsc@malaysiaairlines.com](mailto:bsc@malaysiaairlines.com) and quote the Booking Reference stated below for assistance.

Booking reference	
Online Booking Ref:	ITD10337686
Booking Ref (PNR):	L7V90
Ticket Details:	Electronic ticket
Contact Number:	626 6881381
Email:	brennen@caltech.edu

### Passenger Information and Seat Selection

Guests	Enrich No.	PER to KUL	KUL to PNH
		MH124	MH754
Dr Christopher Brennen (A)		Not selected	Not selected
Ms Barbara Brennen (A)		Not selected	Not selected
Ms Alison Kirwan (A)		Not selected	Not selected
A - Adult C - Child I - Infant			

All seat requests made successfully are shown above. If you requested a seat that is not shown, the seat reservation was unsuccessful and you have not been charged. Seat requests cannot be guaranteed as they may need to be changed for operational, safety or security reasons, even after boarding the aircraft.

### Flight Itinerary

Depart Sat, Apr 2, 2011

Flight <u>MH 124</u>	Depart	4:25 PM	PER	Perth
	Arrive	10:05 PM	KUL	Kuala Lumpur International Airport

Class:Economy

Aircraft:Aircraft.Boeing777200

Number of stops:0

Time on the ground:

Remarks:MH CODESHARE WITH AZ/KL

Flight <u>MH 754</u>	Depart	9:30 AM	KUL	Kuala Lumpur International Airport
	Arrive	10:20 AM	PNH	Phnom-Penh

Class:Economy

Aircraft:Aircraft.Boeing737400

Number of stops:0

Time on the ground:

### Fare Conditions

Full fare conditions for Depart and Return flights

		Economy
Discount level	Up to 80%	
Advance Purchase	Allowed	
Payment	TTL applies	
Baggage Allowance	20kg - 25kg depending on route	
Advance seat selection	For a fee	



### Nation Religion King

3-3

## VISA APPLICATION FORM

Photograph  
2 x 2

ROYAL EMBASSY OF CAMBODIA  
IN : Washington D.C.

**Please submit 1 copy with 1 photo and your passport**

Surname: <b>BRENNEN</b>		Present occupation: <b>RETIRED PROFESSOR</b>			
First name: <b>CHRISTOPHER</b>		Place of residence: <b>348 S. ORANGE GROVE, PASADENA, CA. 91105</b>			
Sex: Male <input type="checkbox"/> Female <input type="checkbox"/>		Fax: /Phone: <b>U.S.A. 626-688-1381</b>			
Date of birth: Day <b>3</b> Month <b>12</b> Year <b>1941</b>					
Place of birth: <b>SEAFORD, U.K.</b>					
Birth nationality: <b>U.K.</b>					
Present nationality: <b>U.S.A.</b>		Work Place: <b>NONE</b>			
Passport of residence document is valid for (country) <b>U.S.A.</b>		Purpose of visit <input type="checkbox"/> Diplomatic <input checked="" type="checkbox"/> Tourist <input type="checkbox"/> Official <input type="checkbox"/> Business <input type="checkbox"/> Others (Please Specify)			
Date of entry to Cambodia: Day <b>3</b> Month <b>4</b> Year <b>2011</b>					
Date of departure (length of stay) <b>9/4/2011</b>					
Point of entry: <b>PHNOM PENH</b>		Point of exit: <b>SIEM REAP</b>			
Means of Transportation: <b>FLIGHT MH754</b>		Means of Transportation: <b>FLIGHT ASIANA 738</b>			
Address during the visit: <b>RAFFLES HOTELS, PHNOM PENH + SIEM REAP</b>		Organization, Persons to be visited: <b>AGOUTASIA TRAVEL CO.</b>			
Passport No: <b>210305015</b>		First trip to Cambodia <input checked="" type="checkbox"/> Yes <input type="checkbox"/> No			
Place of issue: <b>NATIONAL PASSPORT CENTER, USA</b>					
Date of issue: <b>MAR. 29, 2004</b>		Traveling on group tour <input checked="" type="checkbox"/> Yes <input type="checkbox"/> No			
Date of Expiration: <b>MAR. 28, 2014</b>					
Children under 12 years traveling with you	Surname	First name	Sex	Date of birth	Permanent Address
		Patronymic	M F		
	<b>NONE</b>		<input type="checkbox"/> <input type="checkbox"/>		
			<input type="checkbox"/> <input type="checkbox"/>		
Relatives in the Kingdom of Cambodia					
	<b>NONE</b>				

For official use

ថ្ងៃទី.....

ទិដ្ឋភាពលេខ .....

លេខសំគាល់ . . . . .

ប្រភេទ . . . . .

ថ្ងៃ . . . . . ខែ . . . . . ឆ្នាំ . . . . .

**ហត្ថលេខាបន្តិទទួលបន្ទុកកិច្ចការក្នុងស៊ុល**

I hereby declare that the information  
on this form is true and correct

Place, (Date) PERTH, AUSTRALIA  
(MAR. 26, 2011)

(Signature of the applicant)

Signature of the applicant) 

**Brennen, Christopher E**

**From:** Hotels.com [reply@hotels.com] **Sent:** Sat 2/12/2011 12:57 PM  
**To:** Brennen, Christopher E  
**Cc:**  
**Subject:** Your hotel booking confirmation (Hotels.com Confirmation Number 16108216556)  
**Attachments:**

Remember you can call us anytime 800-2-HOTELS (800-246-8357)  
 should you need further assistance. 24 hours a day, 7 days a week



Dear Christopher Brennen,

Thank you for using our service.

Your booking has been completed. Please include your Hotels.com Confirmation Number in all correspondence with Hotels.com. If you have any questions, please feel free to reply directly to this email.

[You can view or cancel your booking via our online self service tool](#)

**Your purchase summary**

[Print receipt](#)



**Pan Pacific Kuala Lumpur Airport**  
 Jalan Cta 4b  
 Sepang 64000  
 Malaysia

**Your billing information**

Caltech 104-44  
 1200 E. Calif. Blvd  
 Pasadena  
 California United States

Hotels.com Confirmation Number  
 16108216556

Arrive: 04/02/11  
 Depart: 04/03/11  
 Duration: 1 Night

Room Type: Deluxe room-Advance purchase

Room 1: Christopher Brennen  
 2 adults  
 Non Smoking\*\*  
 2 Single Beds

Room 2: Alison Kirwan  
 1 adult  
 Non Smoking\*\*  
 Queen Bed

**Your Payment Information**

Name on Card: Christopher Brennen  
 Payment Method: Visa  
 Card Number: xxxx xxxx xxxx 2303

**Early Booking Bonus -**  
 Save 20% on your hotel stay

was ~~\$353.52~~  
**Total Price: \$290.84**  
 (Inc. tax recovery charges & service fees)

**Map & directions to your Hotel**





[More information about the hotel.](#)

### Hotel Information

Check-in time starts at 2 PM Check-out time is Noon

### Additional Booking Information

- Room pictures may differ from the actual room you receive.
- You must present a photo ID upon check-in.
- Your hotel booking is prepaid and charged at time of booking. Any additional charges incurred during your stay will be charged directly by the hotel on check out.

### Price Match Guarantee

Even if you find a lower rate, we can help. The hotels.com Price Match Guarantee protects your pocket book and takes the worry out of booking a hotel room. After you book with hotels.com, if you find a lower publicly available rate online for the same dates, hotel and room category, we will match the price and refund you the difference. Our Price Match Guarantee is available right up to the time of the property's cancellation deadline, whether that is three days after you made the booking or three months.}

So Save yourself some time and before going anywhere else, check with us first.

**Mon. Apr.4, 2011**  
Phnom Penh



*Phnom Penh*





*Cambodia genocide*





*Phnom Penh*



*Phnom Penh*







**Tues. Apr.5, 2011**  
Fly to Siem Reap



1107/00/22



DIAMOND ELEPHANT TRAVEL  
 AGENCY PHONE: 063 969 144-45, 012259928, 012383884  
 E-mail: meng@diamondelephanttravel.com  
 AGENCY FAX: 063 969 143

DATE: 21/07  
 TIME: 11:00  
 ITINERARY  
 CONSUI  
 ABACU

MENG

ITINERARY PREPARED FOR:

CHRISTOPHER/E BRENNEN MR  
 BARBARA/A BRENNEN MRS  
 ALISON/F KIRWAN MS

DAY	DATE		CITY/TERMINAL/ STOPOVER CITY	TIME	FLIGHT CLASS STATUS	STOP/EQP/ FLYING TIME SERVICES
TUE	05APR	DEP	PHNOM PENH	1600	K6 109 ECONOMY (N)	NON-STOP ATR 72 TURBOPROP
		ARR	SIEM REAP	1645	CONFIRMED	00HR 45MIN SNACK

K6 - CAMBODIA ANGKOR AIR REF: DCVZJH

## AIRLINE TICKET NUMBER:

1882450007306 - CHRISTOPHER/E BRENNEN MR  
 1882450007307 - BARBARA/A BRENNEN MRS  
 1882450007308 - ALISON/F KIRWAN MS



Guest Name : Mr Christopher Brennen

United States  
 Membership :  
 Company : About Asia Co., Ltd  
 Group Code :  
 A/R Number :  
 Folio No : 98501

**INVOICE**

VAT Reg. No : 100046150

Invoice No :  
 Date : 04-05-11 12:48:10  
 Room No : 322  
 Number of guests : 2  
 Arrival : 04-03-11  
 Departure : 04-05-11  
 Page No : 1 of 1  
 Cashier : 175 SKOEM

Date	Description	Reference	Charge	Credits
04-03-11	Pool Terrace	#322 : CHECK #2792 [2792]	43.76	
04-03-11	Resident's Bar	#322 : CHECK #1729 [1729]	11.55	
04-05-11	Local Currency Cash			55.31
Total			55.31	55.31
Balance			0.00 USD	

I agree that my liability for this bill is not waived and agree to be held personally liable in the event that the indicated person, company or organisation fails to pay for any part or the full amount of the above charges.

Signature:

PAID  
 05 APR 2011

Raffles Hotel Le Royal



# CAMBODIA II

Guest Name : Dr Christopher Brennen  
348 South Orange Grove

Pasadena  
United States

Membership :

Company : About Asia Co Ltd (TA3)

Group Code :

Folio No : 71839

**VAT REG No : 100046169**

Room No : 3120

Number of guests : 2

Arrival : 04-05-11

Departure : 04-09-11

Page No : 1 of 1

A/R Number :

Cashier : 161 SEANGKRUY

Date : 04-09-11 14:54:40

Date	Description	Reference	Charge	Credits
04-05-11	Cafe d'Angkor	#3120 : CHECK #503 [503]	49.47	
04-06-11	Conservatory	#3120 : CHECK #1634 [1634]	18.44	
04-06-11	Performance House	#3120 : CHECK #7750 [7750]	141.49	
04-07-11	Laundry	03	34.77	
04-08-11	Laundry	5	24.61	
04-08-11	Conservatory	#3120 : CHECK #1714 [1714]	19.24	
04-09-11	Visa			288.02
Total			288.02	288.02
Balance			0.00 USD	

I agree that my liability for this bill is not waived and agree to be held personally liable in the event that the indicated person, company or organisation fails to pay for any part or the full amount of the above charges.

Signature:

*PAIN*  
09 APR 2011  
Raffles Grand Hotel d'Angkor

**Wed. Apr.6, to Fri. Apr.8, 2011**  
Siem Reap



Siem Reap





*Siem Reap*



*Siem Reap*



*Siem Reap*





*Siem Reap*



*Siem Reap*



*Siem Reap*





*Siem Reap and Tonle Sap*



*Tonle Sap*



*Tonle Sap*

**.rennen, Christopher E**

**From:** Orbitz [travelercare@orbitz.com]  
**To:** Brennen, Christopher E  
**Cc:**  
**Subject:** Travel Document - Perth 4/9/11  
**Attachments:**

Sent: Sat 2/12/2011 4:12 PM

**Your Travel Document**

Hello Christopher,

Thanks for traveling with **Orbitz**. This e-mail confirms the ticket number(s) issued for the **"Perth 4/9/11"** trip.

Visit **"My Trips"** to add this reservation to your calendar.

**Ticket Information****Passenger(s):** ALISON FYFFE KIRWAN

**Ticket type requested:** electronic (e-ticket)  
**Orbitz record locator:** AP1101012IMONF33  
**Airline ticket number(s):** 2328625454089

**Please note:** An additional fee for baggage may apply. This fee is not included in your total trip cost. [See Details](#)

**Saturday, April 9, 2011**  
**Malaysia Airlines # 765**

Siem Reap (REP) to Kuala Lumpur Int'l (KUL)  
**Departure (REP):** April 9, 1:00 PM ICT (afternoon)  
**Arrival (KUL):** April 9, 4:10 PM MYT (afternoon)  
**Class:** Economy **Seat:** 10C | Your flight is confirmed. Seat is confirmed. You may

**Saturday, April 9, 2011**  
**Malaysia Airlines # 127**

Kuala Lumpur Int'l (KUL) to Perth (PER)  
**Departure (KUL):** April 9, 6:55 PM MYT (evening)  
**Arrival (PER):** April 10, 12:15 AM WST (morning)

This is an overnight flight.

**Class:** Economy **Seat:** 18D | Your flight is confirmed. Seat is confirmed. You may

February 12, 2011

Orbitz Mobile: Serious Travel Power

View your trips, check flight status and book travel on your phone. [Learn more.](#)

Or go to [m.orbitz.com](http://m.orbitz.com).**Orbitz Care Alerts**

Flight status alerts are set up for the following people.

[Christopher Brennen](#)  
 brennen@caltech.edu  
 E-mail  
 Receiving: Airport Advisories

**[Update alert settings](#)**  
[Learn more](#)

**Great rates**  
 Click for car rates in **Perth**



Add a car



**Orbitz extras**  
 You have purchased **Travel Insurance Plan 0135** for the following traveler(s):  
**Ms. Alison Fyffe Kirwan**

You should have received a separate confirmation e-mail

[Back to table of contents](#)

Last updated 7/30/99.  
 Christopher E. Brennen



[\[Back to Contents\]](#)

These arrangements are for a private tour with dedicated guide and transportation.

You should feel free to adjust the pace of the touring as the whim takes you. We will do our best to accommodate departures from the agreed itinerary.

Phnom Penh Hotel 2 nights	Siem Reap Hotel 4 nights	Itinerary total price DBL	Itinerary total price SGL
<a href="#">Raffles Hotel Le Royal</a> (5*)  One DBL and One SGL Landmark rooms	<a href="#">Raffle Grand d'Angkor</a> (5*)  One DBL and One SGL Landmark rooms	2,338	1,824

Included in price	Excluded from price
<ul style="list-style-type: none"> <li>• Transportation and transfers in private air-conditioned vehicle with dedicated driver or remorques as noted</li> <li>• Accommodation including all taxes and breakfast</li> <li>• Private boat tours (if applicable)</li> <li>• Expert local guide in language specified</li> <li>• Government tax and service charge</li> <li>• Luggage handling</li> <li>• Drinking water and refreshing towels for touring</li> <li>• 24/7 support from the ABOUTASIA team</li> </ul>	<ul style="list-style-type: none"> <li>• Visa fee on arrival US\$20.00/pax (if applicable)</li> <li>• International or domestic airport departure tax US\$25/US\$6 pax</li> <li>• International air tickets to/from Cambodia</li> <li>• Insurance of all kinds</li> <li>• Meals aside from those specifically included</li> <li>• Additional tour required beside above sights</li> <li>• Tips, drinks, personal expenses</li> </ul>

*We strongly recommend you take out adequate travel insurance for Cambodia.*

[\[Back to Contents\]](#)

### The NOT-so-fine Print

Any changes imposed by the Cambodian Government or recognized authorities in taxation treatment or ticket entry fees included in the itinerary will be passed on to the customer as a supplemental charge.

### Validity period of a proposal

Details and prices for a proposed itinerary are valid for 60 days from the date of issue. Once confirmation is made, we will go ahead with booking guiding services and accommodation. In such instances, we are able to guarantee prices for these services. Please note however that all guiding services and accommodation are subject to availability, and that cancellation charges apply, once booking is made.

If a proposal does not receive confirmation within 60 days from the date of issue, a fresh itinerary may be proposed and prices quoted may differ.

### Upon confirmation of booking

We offer you two options of settlement by **bank transfer**,

- 1. Full pre-payment within the 1<sup>st</sup> month of booking**
- 2. Or a deposit of one third within the 1<sup>st</sup> month of booking, followed by the balance to be settled at least a month before the date of arrival**

Please note that we require net settlement (ie. you must cover your own sender's bank charges, we will cover our local receiver's charges in Cambodia). In our experience, transfer charges from some countries can amount to around US\$40 so it is cheaper to settle as one payment, ie., **option 1**.

### Banking details for remittance

Please arrange settlement by bank transfer as detailed below ensuring you cover all your own (senders) bank charges:

Intermediary Bank: FIELD 56A	DEUTSCHE BANK TRUST COMPANY AMERICAS ROUTING NO. 021001033 60 WALL STREET, NEW YORK 10005-2858, USA SWIFT CODE: BKTRUS33
Account with Institution: FIELD 57A	ACC NO. 04422382 CAMBODIAN PUBLIC BANK PHNOM PENH, CAMBODIA SWIFT CODE: CPBLKHPP Address: Villa 23, Vithei Kramounsar (street 114), Phnom Penh.
Account Name:	ABOUT ASIA SERVICE
Account Number:	211.00002.4

Many banks cannot remit funds directly to the Cambodian Public Bank. This is why we use Deutsche Bank as an intermediary to forward funds on to us at the Cambodian Public Bank. Just ask your bank to remit funds to the Deutsche Bank Trust company specified above with full details and they should know what to do.

### In the event of cancellation

We understand the upset and disappointment that follow changes in holiday plans and we are also aware that cancellations may be due to unpleasant unforeseen events. It is our intention that in such circumstances, we do not unnecessarily add to your distress.

Thus we will return the balance amount after the unavoidable charges/ costs mentioned below have been deducted:

- 1. Charges, fees imposed by hotels, guides, transportation suppliers or airlines for late changes or cancellations**
- 2. Bank charges incurred by us on the original payment(s) and the returned payment**
- 3. US\$ 85 administrative charge to cover research, planning and advisory**



[\[Back to Contents\]](#)

### Visa Application and Passport validity

You will each need the following on arrival at the airport in Cambodia:

- US\$20 in cash, a spare passport photograph, completed visa application form (simple form available on arrival)

The procedure takes between 5 and 20 minutes depending on the number of people applying from the flight.

The following passport holders DO NOT require a visa: Malaysia » Singapore » Philippines » Laos

Please ensure your passport has at least 6 months' unexpired validity when travelling.

### Health care/clothing

I am sure you have planned appropriately for protection from malaria but in any case don't forget to bring some good anti-mosquito with DEET. The best protection is always to not get bitten in the first place so I always recommend wearing appropriate clothing around dawn and dusk especially:

- Long, lightweight and light-coloured trousers and shirt sleeves, socks with closed shoes (training shoes or similar rather than sandals). During the day generally shorts/skirts/T-shirts or polo shirts and sandals are fine.
- Incidentally, do not wear leather-soled shoes for climbing the temple steps. They are steep! <http://www.asiatravel-cambodia.com/cambodia-travel-tips/steepsteps.htm> Better are rubber-soled shoes.
- **Top tip:** pack some handy-sized sealed packs of moist baby wipes. You can put a packet in your pocket or camera bag and they are excellent for cleaning the hands if we are to try locally prepared food when on the move. They are also good for refreshing the face and back of the neck when things get really hot in April and May!
- [Cambodia is hot all year round](#) (around 20 to 36C but feels hotter with the humidity). You will need sunscreen and sunglasses. A hat or cap is not a bad idea and again a light-coloured one reflects the heat better than a dark-coloured one.
- Pack some aspirin or other headache remedy. A jetlagged body thrust into the heat and light = headache.
- There are good pharmacies and reasonable medical care in Siem Reap and Phnom Penh but scarce elsewhere.

### Drinking water

Don't worry about this – we always have plenty of bottled and ice cold drinking water wherever we go.

### Photographic

If you have not succumbed to the digital revolution, please note that although ordinary film is plentiful and easy to purchase in Cambodia, more specialist film such as Velvia or Provia slide film is better brought from home and kept in the coolness of the hotel room. You can get these more professional films here but the handling of them cannot be guaranteed.

A tripod is essential for high quality images of the temples. They can be quite dim inside.

Rain is unlikely between November and April but likely between May and October. In the event that we get caught out in a shower, pack a small plastic bag that you can pop your camera into. Everything else will dry out in no time!

### Money matters

The US dollar is the currency of choice. You need US dollars for Visas, departure taxes, eating and drinking, tipping and souvenirs. Credit cards are accepted in the larger restaurants (but even then not in all). There are ATMs in Siem Reap and Phnom Penh which dispense US dollars (sometimes!).

The Cambodian currency is Riels. A dollar approximately gets you 4000 Riels.

Do not bring too many large denomination bills. Plenty of US\$1s and US\$5 is better. Large bills invite the following:

- Lots of change back in Riels (don't want that as it is difficult to carry them around and you cannot take them out of Cambodia). Do not accumulate them – leave the spare Riels with us for [IAM CAMBODIA](#) please!
- Change back in fake US\$ bills (definitely don't want – there are some good fake notes around in Cambodia).

You should carry a few Riels with you for trinkets, postcards, etc.

### Security

Cambodia is a safe place to travel (aside from landmines in off-the-beaten track areas). In a poor country such as this, however, common sense is needed regarding the display of wealth. Whereas threats against the person are extremely rare, petty theft is not. It is a good idea to keep a photocopy of your passport in a separate place.

### Torch/flashlight

Small one can be useful for pre-dawn and after dusk adventures.

### Communication

Plenty of internet shops at reasonable rates (also with cheap international telephones) SKYPE access available.

Mobile phone signal in many areas and commonly used. Please let us know if you need a local SIM card as we are able to provide you with one for the time you are here.

### Gifts

Gifts that promote creativity and activity are usually encouraged because it gives you an opportunity to interact with them. Tennis balls, skipping ropes, hula-hoops, pens, pencils and notebooks make fantastic games for the local children. Sweets – on the other hand, sets off tooth decay (pain and lack of dental care) with the sudden onset of tourist sweets but no culture of oral hygiene.

[\[Back to Contents\]](#)

Over 200 square kilometres of North-western Cambodia is dominated by temples unrivalled in their architectural greatness. The city of Angkor Thom, surrounded by 12km of crocodile infested moat and an 8m high laterite wall, was once the greatest city in the world with a population in the 12<sup>th</sup> century 20 times that of London.

2km to the South of Angkor Thom lays the awesome and imposing moat and entrance to Angkor Wat, one of the Wonders of the World and the largest religious building ever constructed. To awake in the dark, journey through the stillness and relative cool of the Cambodian night and watch the first light of dawn silhouette the 5 towers of Angkor Wat remains one of travels most inspiring adventures.

Power of the Angkor Empire originated from kings who were regarded as Gods on earth. Their omnipotence and organisation dominated much of Southeast Asia between the 9<sup>th</sup> and 15<sup>th</sup> centuries evidenced by the countless temples, reservoirs, bridges, hospitals and road houses still being discovered in the jungles of Cambodia.

The Angkor period was characterised by almost continuous war with the surrounding civilizations. In 1431, the capital was sacked by the Siamese after a long siege and abandoned in favour of a new site 200km to the East on the banks of the Mekong River. Modern day Phnom Penh grew up close by and the old capital was largely forgotten.

Barely a hundred and fifty years later early Portuguese traders heard rumours of a vast, ancient city in the jungle to the North of the Great Lake. Buddhist pilgrims continued to visit the temples throughout the 16<sup>th</sup> and 17<sup>th</sup> centuries. Indeed a Japanese pilgrim made annotated maps of the temples which survive in a 1715 copy. In the 1860s John Thompson took the first photographs of the temples and a French botanist, Henri Mouhot was largely responsible for raising awareness of the temples in Europe.

Mouhot's detailed accounts of the monuments often portrayed as a 'rediscovery' by the French who took control of Cambodia shortly thereafter, brought the attention of the world to bear on Angkor Wat. Just as the 20<sup>th</sup> century age of air travel made more possible visits by tourists to see these wonders for themselves so the violence of the Vietnam War, Khmer Rouge and Cambodian civil war made travel all but impossible. Not until the mid 1990's has stability and peace returned to Cambodia sufficiently to permit easy travel to the temples.

Visitor numbers surpassed two million in 2007 and the biggest threat to the structure of the temples since the Siamese invasion of the 15<sup>th</sup> century is the sheer numbers of visitors to the site.

[\[Back to Contents\]](#)

Geography		People		Economy	
<a href="#">Location</a> latitude	10-15°	Population	13.7m	Per capita GDP	US\$357
Location longitude	102-108°	Population growth	1.7%	GDP Growth rate	6.9%
Borders Thailand, Laos, Vietnam		Average pop density	75 pp/km <sup>2</sup>	GDP composition	
Frying pan topography, flat central river basin of alluvial deposits		Ethnicity: Khmer	96%	- Agriculture	20%
<a href="#">Climate</a> is tropical: Hot and humid		Under 24 yrs old	60%	- Fisheries	9%
Wet SW monsoon	May-Oct	Religion: Theravada Buddhism	95%	- Forestry	2%
Dry NE monsoon	Nov-Apr				
Forest – protected	25%	Languages: Khmer	95%	- Industry	29%
Forest - other	36%	Infant mortality rate	95/1000	- Services	34%
Cultivated	15%	Life expectancy cf. nearby Malaysia	54.4 yrs 72.0yrs	Unemployment rate	0.8%
Scrub land	8%	Literacy rate (15-44)	79%	Labour force participation	74%
Fishing concessions	6%	Enrolment for Primary education	81%	Poverty rate	36%
Urban	6%	Enrolment for secondary education	26%	Employed in agriculture with no basic services	70%
Agricultural concessions	4%	Enrolment for high school	9%	Electricity	220v 50Hz
Land mine/UXO areas	0.6%	Genocide: 30% killed between 1975-9 in Khmer Rouge uprising		Households with access to electricity	15%

## Books

<u>Subject</u>	<u>Title</u>	<u>Author</u>
Ancient history	The Civilization of Angkor	Charles Higham
Ancient history	A History of Cambodia	David P. Chandler
Contemporary history	The Pol Pot Regime: Race, Power and ...	Ben Kiernan
Guidebook to the temples	Angkor	Dawn Rooney

## Web resources

[Our own website](#) – lots of useful information (we hope)

[Illustrated temple glossary](#) – with link to concise printable version

[Andy Brouwer's Cambodia Tales](#) - An excellent and extensive collection of observations on Cambodia from Andy's many trips there

[Gordon Sharpless](#) – well informed and no-nonsense guide to travel in Cambodia

[\[Back to Contents\]](#)

Visit to Gwangju, April 2011. Christopher E. Brennen and Barbara A. Brennen

\*\*\*\*\*

Apr.8, 2011, Friday

Late night flight (11.50pm) on Asiana 738 from Siam Reap, Cambodia to Seoul.

Apr.9, 2011, Saturday

Arrive Seoul (7.00am) and fly to Gwangju

Apr.10, 2011, Sunday

Rest day in Gwangju

Apr.11, 2011, Monday

Visit GIST

Apr.12, 2011, Tuesday

Visit GIST

Apr.13, 2011, Wednesday

Depart Gwanju. Fly Gwangju to Seoul to LAX



TRAVELS NOW AND THEN

© Christopher Earls Brennan

KOREA 2011

Visit to Gwangju, April 2011. Christopher E. Brennan and Barbara A. Brennan

\*\*\*\*\*

9 SAT  
Apr. 8, 2011, Friday

Late night flight (11.50pm) on Asiana 738 from Siam Reap, Cambodia to Seoul.

10  
Apr. 9, 2011, Saturday SUN

Arrive Seoul (7.00am) and fly to Gwangju

Apr. 10, 2011, Sunday  
Rest day in Gwangju

Apr. 11, 2011, Monday  
Visit GIST

Apr. 12, 2011, Tuesday  
Visit GIST

Apr. 13, 2011, Wednesday  
Depart Gwanju. Fly Gwangju to Seoul to LAX

## Brennen, Christopher E

**From:** Orbitz [travelercare@orbitz.com]  
**To:** Brennan, Christopher E  
**Cc:**  
**Subject:** Travel Document - Seoul 4/9/11  
**Attachments:**

**Sent:** Wed 2/16/2011 3:42 PM



### Your Travel Document

Hello Christopher,

Thanks for traveling with **Orbitz**. This e-mail confirms the ticket number(s) issued for the **"Seoul 4/9/11"** trip.

Visit **"My Trips"** to add this reservation to your calendar.

#### Ticket Information

**Passenger(s):** CHRISTOPHER BRENNEN,  
BARBARA BRENNEN

**Asiana Airlines record locator:** CGAFWM  
**Ticket type requested:** electronic (e-ticket)  
**Orbitz record locator:** AP1101012PB75233  
**Airline ticket number(s):** 9888625798237-238

**Please note:** An additional fee for baggage may apply. This fee is not included in your total trip cost. [See Details](#)

**Saturday, April 9, 2011**  
**Asiana Airlines # 738**

Siem Reap (REP) to Seoul Incheon International (ICN)  
**Departure (REP):** April 9, 11:50 PM ICT (evening)  
**Arrival (ICN):** April 10, 7:00 AM KST (morning)

This is an overnight flight.

**Class:** Economy **Seat:** 26C, 26D | Your flight is confirmed.  
Seats are confirmed. You may

**Have your travel plans changed?** Many tickets can be exchanged or canceled online by visiting "My trips" and clicking the [Change/cancel airline ticket](#) option.

February 16, 2011

Orbitz Mobile: Serious Travel Power

View your trips, check flight status and book travel on your phone. [Learn more.](#)



Or go to [m.orbitz.com](http://m.orbitz.com).



#### Orbitz Care Alerts

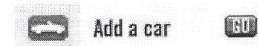
Flight status alerts are set up for the following people.

[Christopher Brennan](#)  
626-688-1381  
Phone call  
Receiving: Departure Alerts ,  
Airport Advisories

[Update alert settings](#)  
[Learn more](#)

#### Great rates

Click for car rates in **Seoul**



Check out [News & Guides](#)

You replied on 2/18/2011 8:01 AM.

**Brennen, Christopher E**

**From:** 김지훈 [how2fly@gist.ac.kr]  
**To:** Brennan, Christopher E  
**Cc:** khlee@gist.ac.kr; hamis@gist.ac.kr; Lorden, Gary A  
**Subject:** Re: Fwd: Visit to GIST  
**Attachments:**

**Sent:** Thu 2/17/2011 5:00 PM

Dear Professor Brennan,

The flight schedule looks well-planned.

**APR 09, 2011 (SUN)**

- from Siem Reap to Incheon / arrives at 07:00 AM
- Incheon → Gimpo / takes about 30 minutes
- from Gimpo to Gwangju / departs at 10:20 AM / arrives at 11:10 AM

**APR 13, 2011 (WED)**

- from Gwangju to Gimpo / departs at 11:00 AM / arrives at 11:55 AM
- Gimpo → Incheon / takes about 30 minutes
- from Incheon to LA / departs at 04:30 PM

To transfer between Incheon and Gimpo usually takes about 30 minutes by the limousine bus.

The bus from Incheon to Gimpo starts every 10 or 20 minutes at the bus stop 3B or 10A on the 1st floor of Incheon airport.

You can check the related information at <http://www.airport.kr/airport/traffic/bus/busList.iaa?flag=E>

Professor, will be rather comfortable for you to reserve all the tickets including domestic lines by yourself? If you want me to make a reservation for the domestic lines, just let me know.

And I will check what is wrong with my gist.ac.kr email address with our IT team.  
I'm sorry again for the inconvenience.

Kind regards,  
Jee Hoon Kim

--- Original Message ---

**From :** "Kwan Heng Lee" <khlee1102@gmail.com>  
**To :** "김지훈" <how2fly@gist.ac.kr>, "함인석" <hamis@gist.ac.kr>  
**Date :** 2011/02/18 금요일 오전 7:02:27  
**Subject :** Fwd: Visit to GIST

전달된 메시지 시작:

**보낸 사람:** "Brennen, Christopher E" <brennen@caltech.edu>  
**날짜:** 2011년 2월 18일 오전 4시 50분 37초 KST

Issued : 2011-03-29 오전 10:22:52  
Booking Reference : 9730997  
Passenger Name : BRENNEN/CHRISTOPHEREARLSMR BRENNEN/BARBARAANNMS

Departure	: GIMPO(GMP)	10APR 10:15
Arrival	: KWANGJU(KWJ)	10APR 11:05

Departure : KWANGJU(KWJ) 13APR 11:00  
Arrival : GIMPO(GMP) 13APR 11:55


Flight	Class	Status
OZ 8704 ASIANA AIRLINES	ECONOMY	OK

Agency : CREATOUR      Consultant : (주)크리투어

ADD: TEL: 062-973-0960 FAX: 062-973-0961 EMAIL: HOME:

**외교통상부**  
매월 한 번씩

아시아나, 3월 29일  
**이스탄불 취항**



아시아나 인터넷 면세점  
dutyfree.flyasia.com

선고객팅 10% 할인 혜택으로 누리는

출판 PRINT





#1238-3 Chipyeong-dong, Seo-gu, Gwangju, Korea, 502-270

**Reservation**

Phone : 82-62-717-7000                      FAX : 82-62-717-7700  
E-mail : [resv@ramadagwangju.com](mailto:resv@ramadagwangju.com)  
Website : [www.ramadagwangju.com](http://www.ramadagwangju.com)

Thank you for choosing to stay at Ramada Plaza, Gwang ju, where we are delighted to confirm your reservation details as follows;

<b>Reservation NO.</b>	<b>0258607</b>
<b>Guest Name:</b>	CHRISTOPHER EARLS BRENNEN
<b>Arrival Date:</b>	April 10, 2011
<b>Departure Date:</b>	April 13, 2011
<b>Room Night:</b>	3            night
<b>Room Type:</b>	Deluxe Queen
<b>Room Rate:</b>	KRW        140,000        per night
	It will be charged 10% of Tax.
<b>Remark :</b>	

Itinerary for Drs. Lorden and Brennen

Apr 6, 2011

	Apr 10 SUN	Apr 11 MON	Apr 12 TUE	Apr 13 WED
09:00-10:00	Flight to Gwangju	• Move to GIST (08:50-09:05)	• Move to GIST (09:30)	Drs. Lorden and Brennen • Hotel Check-out (10:00) • Depart at Gwangju Airport (11:00)
10:00-11:00		• Meeting with president and vice-president (09:10-09:40)		
11:00-12:00	Dr. Brennen • Arrive at Gwangju Airport (11:05)	• Lab Tours I (1) 10:00-10:50 Photonics and Applied Physics (2) 11:00-11:50 Life Science	• Dr. Brennen's Lectures for Undergrads 10:00-11:00 (Oryong Hall, room #101) for Graduates 11:15-12:15 (Dasan Building, room #109)	Drs. Lorden and Brennen • Arrive at Gimpo Airport (11:55) • Move to Incheon Airport • Depart from Incheon for LA (16:30)
12:00-13:00		• Lunch with GIST College Professors at <i>Ehroohwa</i> (Korean)		
13:00-14:00	Dr. Lorden • Arrive at Gwangju Airport and Hotel Check-in (13:30)	• Lab Tours II (3) 14:00-14:50 Environmental Science (4) 15:00-15:50 Mechatronics (5) 16:00-16:50 (break) (6) 17:00-17:50 Materials Science	• Trip including Dinner (Boseong Green Tea Garden and Cherry Blossoms) with GIST College professors : <i>Dr. Joungmin Song</i> <i>Dr. Steve K. Cho</i> <i>Dr. Sungbae Lee</i>	
14:00-15:00				
15:00-16:00	Drs. Lorden and Brennen • Trip to Songgwangsa Temple with Dr. Kwan H. Lee • Dinner at <i>Deok-in-gwan</i> (Korean ribs)	• Dinner with president, vice-president, and deans at <i>Siete Belli</i> (Italian)	• Back to the hotel Ramada	Flight back to LA
16:00-17:00				
17:00-18:00	Drs. Lorden and Brennen • Back to the hotel Ramada	• Back to the hotel Ramada		
18:00-19:00				
19:00-20:00				
20:00-21:00				

For the honorarium for your lectures, and reimbursement for your flight tickets, we need the following things.

1) copy of your passport bio page

2) receipt of your flight tickets

(something like e-ticket including the total price)

3) bank account information:

*We need to know the following information.*

- Beneficiary's name CHRISTOPHER E. BRENNEN
  - Beneficiary's address CALTECH MAIL CODE 104-44  
1200 E. CALIFORNIA BLVD, PASADENA, CA. 91125, USA
  - Beneficiary's bank name (including branch name and address)
  - Beneficiary's bank ABA No.
  - Beneficiary's account No.
- ※ It will be perfect if we can receive a copy of your own bankbook.

Please send them to [how2fly@empal.com](mailto:how2fly@empal.com)

BANK OF AMERICA  
8 FOOTHILL ROSEMEAD BRANCH  
3555 E. FOOTHILL BLVD  
PASADENA CA

ACCT NO: 06266 31690



CEB Lecture at Gwangju Institute of Technology



### Grades and usage of Green Tea

Green tea leaves are harvested 3~4 times annually in Korea. The harvesting time affects the taste and the quality of green tea.

**Woojeon Tea**  
harvested before Gokwoo (Apr 20). The tea is made of the earliest buds after the cold winter and graded highest among all grades. The taste is mild and fresh, and only limited amount is produced every year.

**Sejak**  
should be harvested before leaves fully open in early May. It is often called Jakseol (birds tongue) because the leaf looks like a bird's tongue, and is one of the most popular teas.

**Joongjak**  
harvested until the middle of May. You can enjoy the thicker flavor of grown tea leaves.

**Daejak**  
harvested until late May and often called Ip-ha. It is relatively tougher tea made of more mature leaves than Joongjak, and is rich in green tea ingredients, especially Tannin, which gives a bit puckery flavour.

**Yep tea**  
made of old leaves which have been collected until June and July. Hardened leaves are normally used and it is often served instead of drinking water.



Sampling Green Tea

### Mastering the full application of Green Tea

from cosmetics to deodorizer.

**Green tea facial pack**  
It has whitening effects on liver spots and freckles and maintains beautiful skin.

**Green tea bath**  
Place green tea dregs in a bag or use tea bags to bathe or shampoo to obtain smooth skin and shining hair.

**Deodorizer**  
Green tea is able to remove the moisture and odors in wardrobes, shoes, etc and is effective in removing bad smells of old kitchenware or new china. If added to pork or fish prior to cooking, the typical meat smells are removed.

**Protection against food poisoning and motion sickness**  
Catechin destroys the cell membrane of germs and neutralizes poison. Chewing tea leaves and swallowing the juice soothe nerves and reduce motion sickness.

SINCE 1939


GRC

## DaehanDawon

A gorgeous collection of unique Green Tea items and hospitalities.

[www.dhdawon.com](http://www.dhdawon.com)





*Boseong Green Tea Gardens and Cherry Blossoms*





*Boseong Green Tea Gardens and Cherry Blossoms*



*Boseong Green Tea Gardens and Cherry Blossoms*



*Old Korean village.*



# KOREA 11

Brennen, Christopher E

**From:** reservations@email-usairways.com [reservations@email-usairways.com]  
**To:** Brennan, Christopher E  
**Cc:**  
**Subject:** Your US Airways flight  
**Attachments:**

**Sent:** Thu 2/17/2011 10:37 AM

U.S. AIRWAYS

Your reservation

Book travel

Travel tools

Dividend Miles


Specials

US Airways Vacations

Confirmation code: C3JDFP

Date issued: Thursday, February 17, 2011


New baggage policy




Scan at any US Airways kiosk to check in.

Passengers

Passenger name	Frequent flyer # (Airline)	Ticket number	Special needs
Christopher Earls Brennan	00024188450 (UA)	03724203040176	
Barbara Ann Brennan		03724203040180	

 ONLY IN LAS VEGAS | AT BELLAGIO  
PURCHASE TICKETS

 Earn 500 bonus miles on global rentals  
PLUS UP TO 25% OFF


Trip details

Download to Outlook


Depart: Seoul, Korea, Republic Of (South Korea) (Seoul) (ICN) Los Angeles, CA (LAX)

Date: Wednesday, April 13, 2011

Status: Active

Flight #/ Carrier	Depart	Arrive	Travel time	Meal	Aircraft	Cabin	Seats
5200 	04:30 PM ICN	11:30 AM LAX	11h 0m	Breakfast	747	Coach	

Flight #5200: Check in with Asiana Airlines.



Flight operated by Asiana Airlines

[Back to table of contents](#)

Last updated 7/30/99.  
Christopher E. Brennan



# Plenty of Room at

2010-2011: Morgan Kousser  
2009-2010: Dennis Dougherty  
2008-2009: Shuki Bruck  
2007-2008: Zhen-Gang Wang  
2006-2007: Michael Brown

2005-2006: Richard Murray  
2004-2005: Christopher Brennen  
2003-2004: George Rossman  
2002-2003: Niles Pierce  
2001-2002: Joseph Kirschvink

$$\begin{array}{ll} s \rightarrow \infty & s' = f' \\ s' \rightarrow \infty & s = f \end{array}$$

$$\frac{m}{f'} = \frac{m-1}{R}$$

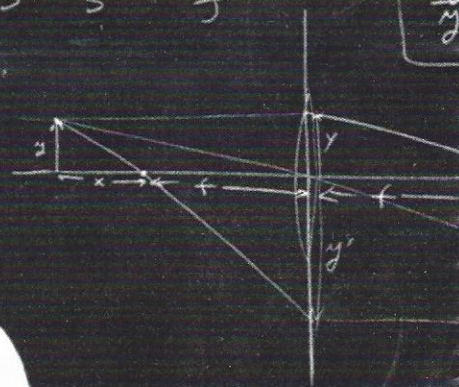
$$\frac{1}{f} = \frac{m-1}{R}$$

$$\frac{1}{s} + \frac{m}{s'} = \frac{1}{f}$$

$$\frac{f'}{m} = \frac{f}{1}$$

$$f = \frac{R}{m-1}$$

$$\frac{1}{s} + \frac{1}{s'} = \frac{1}{f}$$





# the Blackboard

by Kathy Svitil

2000-2001: David Stevenson

1999-2000: Donald Cohen

1998-1999: Emlyn Hughes



1997-1998: Barbara Imperiali

1996-1997: R. David Middlebrook

1995-1996: Yaser Abu-Mostafa

1994-1995: Erik Antonsson

1993-1994: Tom Tombrello



$$\frac{f}{x} = \frac{x'}{f} \quad \left\{ \begin{array}{l} x x' = f^2 \end{array} \right.$$

$$\begin{aligned} s &= x + f \\ s' &= x' + f \end{aligned}$$





# Science alone of all the subjects contains within itself the lesson of the danger of belief in the infallibility of the greatest teachers in the preceding generation.

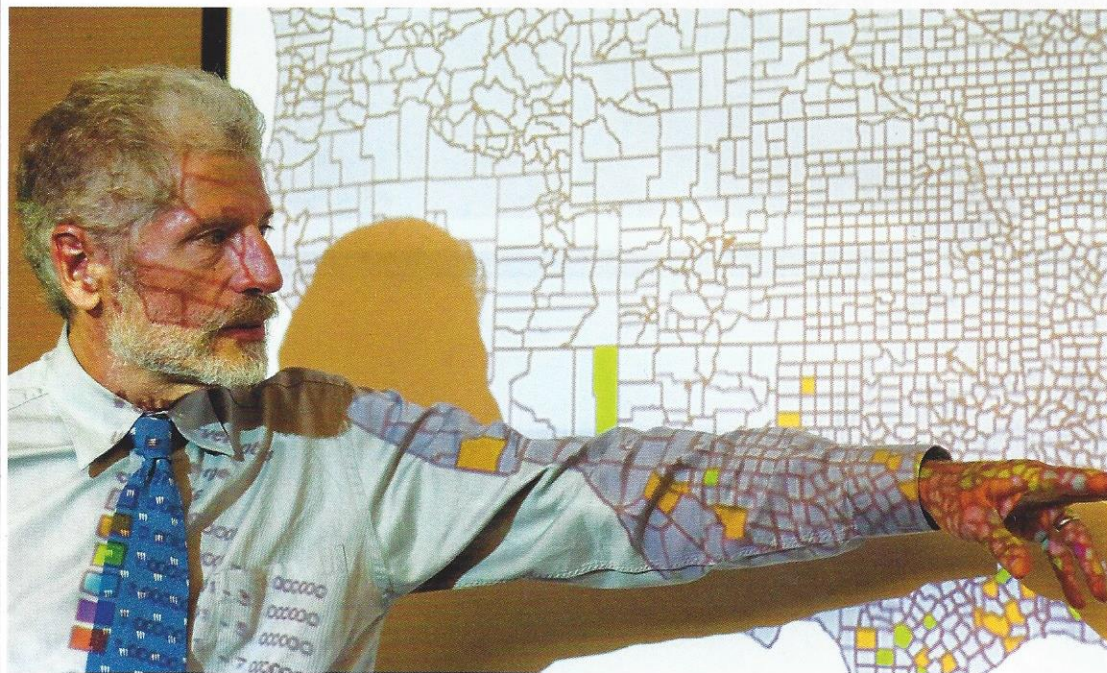
— Richard P. Feynman, in *The Pleasure of Finding Things Out: The Best Short Works of Richard Feynman*, edited by Jeffrey Robbins (1999)

Caltech is known to the world for its research, but to the student, there's nothing so inspiring as a great *teacher*—one who excites and challenges; one who enlivens the mundane and elucidates the impenetrable with unexpected creativity, patient guidance, and boundless enthusiasm.

Students and faculty nominate Caltech's best for the annual Richard P. Feynman Prize for Excellence in Teaching, established in 1993 and named after the legendary physics professor, Nobel Prize winner, and gifted educator—who recognized that teaching can be as enlightening to the

instructor as to the students. “I *don't* believe I can really do without teaching,” wrote Feynman in his book *Surely You're Joking, Mr. Feynman!* “When I don't have any ideas and I'm not getting anywhere I can say to myself, ‘At least I'm living; at least I'm *doing* something; I am making some contribution’ . . . The students keep life going, and I would *never* accept any position in which somebody has invented a happy situation for me where I don't have to teach. Never.”

The 18 Feynman Prize winners would likely agree.



Morgan Kousser

## MORGAN KOUSSER

A professor of history and social science, Kousser was lauded by Elizabeth Mak (BS '11) for “his ability to make the complex and convoluted subject of constitutional law clear and comprehensible to students more inclined to equations than court opinions.”

## DENNIS DOUGHERTY

Hoag Professor of Chemistry

*His energetic lectures possessed superb organization and exceptional clarity . . . They flowed elegantly without flaw, as he guided the class, always finding exactly the right words for his explanations that always seemed to go a step farther, deeper and beyond the normal lecture.*

—Andrey Poletayev (BS '11)



### SHUKI BRUCK

Bruck, the Moore Professor of Computation and Neural Systems and Electrical Engineering, was nominated by his IST 4 (Information and Logic) students for the inaugural term of the class, which covers the evolution of information systems. "Shuki's lectures do an excellent job in engaging the attention of a class-full of students," wrote teaching assistant Yuval Cassuto (PhD '08). "With a teaching style that includes impeccably prepared lectures, detailed and informative slides, and more than a bit of entertainment, Shuki skillfully sets a very inviting stage for the students to grasp the deep concepts of the class."

### MICHAEL BROWN

Brown—the Rosenberg Professor and professor of planetary astronomy—was singled out for Ge 1 (Earth and Environment), and for Ge/Ay 133. The latter, a graduate course on the formation and evolution of planetary systems, always appeared to be "subtly directed by the students," wrote Colette Salyk (PhD '09). "The questions, when not immediately answerable, gave the class a feeling that they were involved in helping to solve a mystery." Although seemingly spontaneous, Brown's lectures "must have been well thought-out and, perhaps, rehearsed," she noted. "I liked to imagine him like Feynman, parading around an empty classroom."

### RICHARD MURRAY (BS '85)


Everhart Professor of Control and Dynamical Systems and Bioengineering

Most Feynman Prize winners knew the enigmatic bongo player only as a colleague, but Richard Murray first met him as a freshman on the opening day of frosh camp. As Murray recalled, Feynman "sat down next to me and started talking about some shells he had found while he was swimming. That willingness to talk to a student typified his approach to teaching." More than two decades after that encounter, Murray received the Feynman Prize for the same willingness to engage his students and his "enthusiasm, responsiveness, and innovation."

### CHRISTOPHER BRENNEN

Hayman Professor of Mechanical Engineering, Emeritus

*The use of the word "classroom" as a metaphor for "teaching" is a bit of a misnomer, as Prof. Brennen's teaching often takes place in unusual places. My first lessons from Prof. Brennen took place in the middle of nowhere in the Mojave Desert, where we hiked for several miles up the crest of a sand dune and slid down on our behinds to*



Chris Brennen


*cause the dunes to boom. Prof. Brennen's enthusiasm, even in hundred-degree-plus temperatures, was an inspiration.*

—Kathy Brantley (BS '03, MS '05)

### GEORGE ROSSMAN (PhD '71)

McMillan Professor of Mineralogy

"George had a way of making everything in mineralogy fun and interesting," said one former student of Rossman's introductory mineralogy course (Ge 114). Rossman, the student noted, often brought unusual minerals to class, including a specimen that formed a dipole when squeezed in one direction. "He had one student tie an end with string and put it in liquid nitrogen, being sure not to bang it into the sides of the dewar. Of



Zhen-Gang Wang

### ZHEN-GANG WANG

Wang, a professor of chemical engineering, was selected for "his mastery of thermodynamics and polymer physics, clarity of presentation, and ability to empower students through the knowledge and experience they gain from his teaching." Students have described his lectures—conducted without notes—as "amazing" and "incredibly clear," and Wang as having an "uncanny ability to cut to the heart of a question and provide an answer based on fundamentals."



course the cold squeezed the mineral and it created a dipole and was instantly attracted to the metal sides and just kept banging into one side or another." Another Ge 114 student said "George taught me much more than mineralogy. He taught me how to ask deep questions."

#### NILES PIERCE

Now a full professor of applied and computational mathematics and bioengineering, Pierce is the only assistant professor to have been awarded the Teaching Prize, for ACM 95/100—a combined graduate- and undergraduate-level applied mathematics course. His award citation noted that Pierce "teaches without oversimplifying and without intimidating, making the material accessible to this diverse group of students" and "possesses an uncanny ability to anticipate the frustrations and challenges of the students."

#### JOSEPH KIRSCHVINK (BS, MS '75)

*Van Wingen Professor of Geobiology*  
Joe doesn't just think outside of the box; the box is irrelevant. Nothing hinders Joe's ambitions to do new and exciting science. Ideas that require unprecedented experimental setups don't phase him a bit; whatever is needed will get designed, built, tested, and utilized. Students learn from example that nearly anything is possible, and that you cannot let conventional barriers hinder the creative scientific process.

—John Holt (PhD '97)

#### DAVID STEVENSON

*Van Osdol Professor of Planetary Science*

Stevenson, who chaired the faculty committee responsible for implementing the revised core curriculum in the mid 1990s, turned Geology 1—the

general ed course on Earth and the environment—into a class unlike any other of its kind. "Dave's achievement in conceiving and implementing this course is truly unprecedented," wrote Ed Stolper—then chair of the Division of Geology and Planetary Sciences and now provost—in nominating Stevenson for the prize, "and the tangible benefit is quite remarkable." The three-quarters of the undergraduate population who are not Earth scientists leave the Institute with a deeper understanding of our planet and how we learn about it, he noted, "prepared to address . . . important issues that society will be grappling with (such as global warming) over their lifetimes."

*bra or notation and reveal the essentials of the idea he is presenting, which leads to maximal understanding in his audience. He doesn't dress up simple ideas with fancy language, as many math professors love to do. Nor, however, does he oversimplify and present things as less complicated than they really are.*

—Mike Fisher (BS '99)

#### EMLYN HUGHES

*Then associate professor of physics, now a visiting associate in physics*

"Over and above being a good lecturer," said Ken Libbrecht (BS '80), the executive officer for physics, mathematics and astronomy, in nominating Hughes for his core quantum mechanics class, "Profes-



Niles Pierce

#### DONALD COHEN

*Powell Professor of Applied Mathematics, Emeritus*

*His eloquence in presentation is such that even when he is teaching a very difficult concept, he is able to lead the entire class through the muck of alge-*

sor Hughes obviously applies a great deal of creativity to his teaching. He jumps around, throws things, has an evil twin brother, and spends time in nearly every lecture telling insightful stories about physics, and about life in general." Hughes's efforts to make



quantum mechanics accessible don't go unappreciated by students, who describe him as "charismatic," "entertaining," and "rad" in course evaluations. "Emlyn," one student concluded, "should be canonized."

#### BARBARA IMPERIALI

Then a professor of chemistry, Imperiali—who, during her Caltech tenure, was described by her students as "dynamic and intense" with "infectious" enthusiasm—was singled out for the Feynman Prize as a "lively lecturer" (of both introductory and upper-level chemistry courses) and an "inspirational mentor" to her research students.

#### R. DAVID MIDDLEBROOK

Dozens of former students—including working engineers, university professors, and company presidents—wrote glowing letters supporting the nomination of their mentor. For more than 40 years, the beloved electrical engineering professor, who passed away in 2010, "did not only teach analog circuit design," said one, "but a far more important concept: he taught us *how to think*! . . . he taught us how to concentrate immediately on the essentials of a problem and disregard the 'non-essentials' (only to add them in the final stages of the problem). But when you 'think' about it, isn't it the way we should tackle large research problems? Isn't this the way we should even handle family life matters? Basically, concentrate on the essentials and do not get fooled with the peripherals!!"

#### YASER ABU-MOSTAFA (PhD '83)

Professor of electrical engineering and computer science

Abu-Mostafa, the selection committee noted, "has consistently demonstrated that no-frills teaching is not a lost art. Year after year, using only chalk

and voice as media, he has tamed Caltech's challenging curriculum for a very grateful group of students. He takes a multi-faceted approach to every topic, often fooling his students into mastering even the most difficult material."

#### ERIK ANTONSSON


Then associate professor of mechanical engineering, now a visiting associate in mechanical and civil engineering, Antonsson created ME 72, Caltech's

in an unusual way and done what we all strive to do—except the result is better than most of us manage."

#### TOM TOMBRELLO

Kenan Professor and professor of physics


The Feynman Prize selection committee noted two innovative undergraduate courses created by Tombrello in presenting him the inaugural teaching award: Physics 11, a research tutorial



Yaser Abu-Mostafa

Engineering Design Laboratory, with a simple purpose: to help students learn about the "design of new *things*, and the solution of open-ended, ill-defined problems." The result was "wonderful," wrote Tom Tombrello in supporting Antonsson's nomination for the Feynman Prize. "The students work very, very hard; they do not complain; they have a good time; and they learn a tremendous amount. This is truly the essence of extraordinary teaching skill. Dick Feynman never took the ordinary or expected path in solving a problem, and that gave us wonderful new ways of looking at the world. Erik has taught

that allows freshmen to design and pursue their own research projects, and Physics 10, Frontiers in Physics, which teaches freshmen and sophomores about physical-science research on campus. "The format that Tom created, of having a guest professor describe his research in one lecture and then having the course instructor reiterate, expand, explain it, and answer any questions that pop up, in the next meeting, is truly stimulating for the students," noted then division chair Charles Peck, "and is yet another example of Tom's deep commitment to teaching." **ESS**



*A celebration of the life of*  
**Robert L. O'Rourke**  
**1939–2011**

Wednesday, January 4, 2012  
2:00 p.m.

Holy Family Church  
1501 Fremont Avenue  
South Pasadena, California



# Remembering Bob O'Rourke

Robert L. O'Rourke, longtime university PR executive and networker extraordinaire, died December 27 of complications following a lung transplant. He was 72. Diagnosed with pulmonary fibrosis in 2006, he had received the transplant in February.

Bob headed up Caltech's Office of Public Relations from 1986 to 2009, first as director and finally as vice president. Since his semi-retirement in 2009, Bob had acted as senior adviser on external affairs to Caltech president Jean-Lou Chameau; he also became interim CEO of Kidspace Children's Museum.

Bob was born and raised in Beverly, Massachusetts, and—as anyone who heard him speak can attest—carried Boston with him wherever he went. (For a time, two seats salvaged from a Fenway Park renovation held pride of place in his Caltech office, a gift from his children marking a key birthday.) Before relocating to Pasadena, he had been the director of public relations at Boston University, and before that had held similar posts at medical schools in Pennsylvania and Wisconsin. He began his career as an air traffic controller for the Air Force, a fact that surprised new acquaintances—until they watched him keep dozens of PR projects in the air at once with apparent ease. Characteristically, he took little credit for the success of these efforts; the secret, he said, was simply to surround himself with the best possible staff and then get out of their way. His “work hard, play hard” management philosophy included such practices as the “Coffee With”—an informal Q-and-A breakfast meeting to introduce his staff to newly arrived Caltech faculty and administrators, and to acquaint those new arrivals with the services PR could offer them—and the monthly “Whine Time” social hour for PR employees. His esteem for his staff was clearly mutual. Among many other tributes, they once lay on the office lawn to spell out his initials for an aerial photograph, and on his 60th birthday they staged a mock beatification ceremony. (“Blessed Bob” holy cards and votive candles are the prized possessions of some of his closest friends.)

In his 25 years at Caltech, Bob served under four presidents and conceived programs that have since become integral parts of the university's culture, including the Caltech edition of *Airtalk* on KPCC-FM, the DuBridge Lecture

series, and *The Loh-Down on Science* syndicated radio spot. Always looking for new ways to increase Caltech's visibility with the public and national media, Bob was also the force behind such outreach efforts as Pasadena's hosting of World Cup Soccer in 1994. More recently, he helped produce *Curious*, a four-part public-television documentary that highlighted the work of several Caltech scientists and engineers.



As he would have been the first to admit, his greatest talent—and the chief reason for his success at transforming his countless ideas into successful PR—was his ability to make friends. Like Will Rogers, Bob never met a person he didn't like; the FOBs (Friends of Bob) were legion and often famous. But even though he clearly enjoyed socializing with the likes of Walter Cronkite, Tom Brokaw, and Michael Dukakis, he got just as much satisfaction from introducing a staffer with a knee problem to Pasadena's best orthopedist—his, of course.

During the last two years of his life, even as pulmonary fibrosis prevented him from working at his customary level of intensity, Bob remained the consummate PR man, turning his remaining energy toward educating the public about his devastating yet little-known illness. Through newspaper articles, television interviews, and Facebook, he carried out his final campaign, determined that his misfortune would not be in vain if he could turn it to others' benefit. Many will miss him so very much.

Bob is survived by his wife, Sandy; his children Mary (Tom Cooley), Dan (Donna), Paul (Lee), Beth, Todd Bennett (Melanie) and Ashley (Steve Carlton); and his grandchildren Kate, Jami, Jake, Claire, Liam, Luke, Ryan, and Madden. His sister, Peggy, and his brothers Jimmy, Jack, and Billy predeceased him.



# Son seeks mother, last seen 40 years ago

By **RON AGRELLA**  
Times staff

**BEVERLY** - One day in the fall of 1952, 12-year-old Robert O'Rourke left school during lunch time to eat with his mother and 3-year-old sister at their Hale Street home.

He didn't realize it would be the last time he would ever see his mother, Marjorie Donnelly O'Rourke. She disappeared without a trace later that afternoon and never returned to the family's home at 153 Hale St. in the Cove area of the city.

A week after her disappearance, the market next door received a phone call from a woman Robert believes may have been his mother. Tom and Doris Brady, who owned Brady's Store (now out of business) received the call, from an unidentified woman.

"The party that called asked, 'How are the O'Rourke children?'" recalled Robert, now 54 years old and living in Sierra Madre, Calif. "The Bradys said that the children were fine and then the woman hung up."

Robert and his three siblings were split apart because of their mother's disappearance. Their father, Bertrand, could not work at General Electric in Lynn and take care of the children at the same time.

Robert was sent to live with another Beverly family. Jack, the oldest brother, moved out on his own, and Peggy and James - the two youngest - ended up being sent from foster home to foster home



**Marjorie Donnelly O'Rourke is shown in a photo from the mid-1940s with her sons, Jack, left, and Robert. She disappeared in 1953.**

until they were grown.

Bertrand O'Rourke later moved

to Connecticut, where he died in 1969 without ever seeing his wife

again.

Robert said their mother's disappearance would continue to haunt the children, who are still close today. Realizing that the 40-year search for his mother has become nearly futile, Robert is seeking any information that may help him locate her or learn her fate. She would be in her 80s.

"I guess I'm holding hope against hope, it's a chapter in my life that I want to close now," he said. "It's been a mystery."

Unconfirmed sightings of his mother led James O'Rourke to believe that she simply abandoned the family rather than to suspect foul play. James said a Beverly taxi cab driver reported seeing her enter a bar near the Beverly train station the night of her disappearance. A month later a relative said she saw someone who looked like Marjorie O'Rourke in Boston, he said.

"She thought she saw her get off a bus in downtown Boston," said James, now living in Pasadena. "She yelled to my mother and she glanced at her and then disappeared into a crowd."

Robert, James, Jack and Peggy have grown up to lead productive and successful lives despite emotional hardships brought on by the disappearance of their mother, then in her early 40s, and the family's subsequent dissolution.

Robert is currently vice-president of public relations at California Institute of Technology and has two daughters and two sons. James works as a mechanic for United Airlines in Los Angeles; Jack be-

**Son, page A10**

# ● Son seeks his long-lost mother

Continued from page 1

came a radio and television producer and lives in Philadelphia; and Peggy is married and lives in Chicago.

Meanwhile, there is little information about the disappearance of Marjorie Donnelly O'Rourke. Beverly Police records of the missing woman no longer exist; the files don't go back that far. According to police, only files dealing with major crimes or continuing investigations are kept more than 10 years.

Making the family's search more difficult, said Robert, is that they have very little information about their mother's life. He said the only known jobs she had in the Beverly area were at the local golf club where she first met Bertrand and, after her marriage, at a former restaurant in Ryal Side called The Cottage, where she worked for a short time.

Former neighbors said she was known mostly as a mother who took care of her children full-time.

"She was a good mother," recalled Gloria Coffin, 71, who lived near the O'Rourkes before they moved from Ryal Side to Hale Street. "I can remember her going up and down the street, pushing the little girl in the carriage."

Coffin said Marjorie O'Rourke was extremely close to the children and a good parent. Other members of the close-knit Ryal Side neighborhood remembered her the same way, she said. She recalled that people in the neighborhood and across the city were upset about Marjorie O'Rourke's disappearance.

A Hale Street neighbor, Charlotte Pattee, now 81, remembered frequently seeing Robert and Peggy

waiting for their mother's return.

"She just disappeared . . . at times I could see the little girl and boy sitting on the curb in front of the house just waiting," recalled Pattee. "I often did wonder what happened to her."

Robert said he has only vague memories of his mother and her disappearance. He remembers newspaper reporters and photographers coming to the home to take pictures and interview the family. And police officers routinely returned to the O'Rourke home for months after the disappearance.

"Every time a body washed up on shore, my father had to get her dental records," Robert said.

But eventually even the police visits ended.

James, who was 6 years old when his mother disappeared, said he wants to find her and, if she is still alive, ask her one simple question. "The big question is why did you leave?" he said.

"In those days women did not walk away from their children and family," James said incredulously. "All those years she had boy children and wanted a little girl, and finally had one. How can a woman walk away and just leave a 3-year-old daughter?"

The only memories he has of his mother, James said, are from an old picture of the two of them standing on their front steps. He said he wishes he could remember more and learn the truth about what actually happened to her. Like Robert, he just wants to put the issue to rest.

The family is asking that anyone with information about Marjorie Donnelly O'Rourke contact the Times at 922-1234, ext. 352.